



## Biochar as a Potential Strategy for Enhancing Wheat Production in Arid Soils under deficit irrigation practices

Ibrahim Mohamed<sup>1</sup>, Ahmed A Abdelhafez<sup>2,3</sup>, Yasmine I Farid<sup>1</sup>, Asmaa S. A. Mohamed<sup>4</sup>, Hassan H. Abbas<sup>1</sup>, Ihab M. Farid<sup>1</sup>, Ahmed E. Azab<sup>5</sup> and Mohamed H.H. Abbas<sup>1\*</sup>



CrossMark

<sup>1</sup>Soils and Water Department, Faculty of Agriculture, Benha University, Egypt

<sup>2</sup>Soils and Water Department, Faculty of Agriculture, New Valley University, Egypt

<sup>3</sup>National Committee of Soil Science, Academy of Scientific Research and Technology, Egypt

<sup>4</sup>Polymer Chemistry Department, National Center of Radiation Research and Technology, Egyptian Atomic Energy Authority

<sup>5</sup>Agricultural Engineering Research Institute (AEnRI), Agricultural Research Center (ARC), Giza, Egypt

**D**EFICIT irrigations, combined with biochar, could be an effective solution to alleviate drought stress in wheat; thereby enhancing its productivity in arid soils. To test this hypothesis, a greenhouse experiment of a randomized complete block design was conducted, comprising two factors: (1) two levels of deficit irrigations at 60 and 80% of soil field capacity (designated as FC<sub>60</sub> and FC<sub>80</sub>, respectively) and (2) three biochar doses, i.e. 0, 5 and 10 g kg<sup>-1</sup> (referred to as B<sub>0</sub>, B<sub>5</sub> and B<sub>10</sub>, respectively). Plants grown on a soil irrigated at 100% of the field capacity without biochar application served as a reference control treatment. This brought the total number of treatments to seven. Results obtained in this study revealed that root biomass increased significantly with deficit irrigation; yet wheat shoots and grains decreased considerably. On the other hand, the application of biochar, generally enhanced shoot and grain yields while decreasing root growth. This in turn augmented both shoot-to-root and grain-to-shoot ratios. In this regard, the highest increase in grain yield was observed for B<sub>5</sub>+FC<sub>100</sub>, while the highest increase in shoot-to-root ratio was recorded for the B<sub>10</sub>+FC<sub>100</sub> treatment. Biochar upgraded the coping strategies of wheat plants under drought stress by increasing the osmoregulator proline in shoots, Mn content in roots and Cu concentrations in different plant parts, especially at the highest application rate (B<sub>10</sub>). These two nutrients (Mn and Cu) are incorporated into detoxifying enzymes that neutralize superoxide radicals which accumulate under abiotic stress. Nevertheless, the high dose of biochar likely immobilized soil nutrients and reduced their concentrations in different plant parts. Overall, residual organic matter increased in biochar-amended soil, and its consequences on soil pH were not significant. This could guarantee sustainable crop production in such soils. In conclusion, the combination of deficit irrigation and biochar application can be used successfully to increase wheat production in arid soils, while optimizing irrigation water use and sustaining soil productivity.

**Keywords:** wheat; biochar; proline; nutrient concentrations; soil characteristics.

### 1. Introduction

Rapid population growth has placed increasing pressure on the limited natural resources worldwide (Emami Bistgani *et al.*, 2024), including fresh water, whose availability is insufficient to meet the growing demands (van Beek *et al.*, 2011; Wada *et al.*, 2011). This limited access to water is one of the major environmental issues (van Beek *et al.*, 2011; Musie and Gonfa, 2023), particularly in arid and semi-arid regions (Nyaupane *et al.*, 2024). The agricultural sector consumes about 80% of the total water use or more, making this sector the most significantly impacted by drought (Tzanakakis *et al.*, 2020). In the Middle East zone, drought has led to a drop of about 50% in crop production (Emami Bistgani *et al.*, 2024).

Wheat is one of the primary cereal crops in daily human diet worldwide (Lalarukh *et al.*, 2022a; Farooq *et al.*, 2023; Nyaupane *et al.*, 2024; Parveen *et al.*, 2024). It is considered a key pillar of global food security (Slafer *et al.*, 2021). In Egypt, wheat is primarily subsidized in the form of *baladi* bread; however this country remains largest wheat importer worldwide (Abdalla *et al.*, 2023; Farid *et al.*, 2023 a & b). Egypt imports about 8.3 million tons of wheat annually (Ewaid *et al.*, 2020). Despite this, wheat can be grown successfully on the sandy soils of this country (Dawood *et al.*, 2020; El-Metwally *et al.*, 2025), which account for nearly 90% of the country's land area (Niel, 2021). Plants cultivated on such soils are often susceptible to drought stress (Aboelsoud and Ahmed,

\*Corresponding author e-mail: mohamed.abbas@fagr.bu.edu.eg

Received: 11/12/2024; Accepted: 30/01/2025

DOI: 10.21608/EJSS.2025.343457.1936

©2025 National Information and Documentation Center (NIDOC)

2020). Even in the Nile delta region, soils are vulnerable to the climatic changes (Zhao *et al.*, 2021) and may face severe water scarcity (Yassen *et al.*, 2020).

To cope with drought stress, wheat induces several adaptive changes at the morphological, biochemical and physiological changes (Nyaupane *et al.*, 2024), often resulting in a drop in crop productivity (Tahoun *et al.*, 2022). Maybe, biochar mitigate drought conditions (Lalarukh *et al.*, 2022b). Biochar is produced through the pyrolysis of organic residues under limited aeration conditions (Abdelhafez *et al.*, 2014; Mohamed *et al.*, 2018; Abdelhafez *et al.*, 2021; Tolba *et al.*, 2021; Asaad *et al.*, 2022). It is characterized by the presence of hydrophilic functional groups, which increase water moisture retention (Chai *et al.*, 2024). This property can increase soil-crop productivity (Farid *et al.*, 2022; Khalil *et al.*, 2023; Zhang *et al.*, 2023; Mohamed *et al.*, 2024; Abuzaid *et al.*, 2025), while optimizing irrigation water use (Bassouny and Abbas, 2019; Baiaimonte *et al.*, 2020).

To lessen losses in crop productivity, deficit irrigation could be an effective strategy (Saad *et al.*, 2023). In this approach, crops are irrigated with amounts of water below their full requirements (Ali *et al.*, 2007). Additionally, soils can be amended with organic additives such as biochar to increase their water holding capacity thereon (Bassouny and Abbas, 2019). The current study; therefore, aims to evaluate the feasibility of combining these two methods -deficit irrigation with 60 and 80% of soil field capacity (FC) and biochar application at two rates (5 and 10 g kg<sup>-1</sup>)- to alleviate drought stress in wheat plants. Plants grown on a soil irrigated with 100% of the field capacity without biochar application served as the reference control. In this study, soil chemical characteristics (soil pH, EC and organic matter content) were analyzed along with plant growth parameters, yield, morpho-physiological responses and biochemical changes (such as proline in shoots and concentrations of K, Mn, Zn and Cu in plant tissues).

Specifically, we anticipate that deficit irrigations would raise proline content in wheat shoots, while significantly reducing plant growth and productivity (hypothesis I). However, the application of biochar could mitigate the negative effects of drought on wheat plants and enhance productivity (hypothesis II). In particular, K, Mn, Cu and Zn-supplied by biochars- play important roles as osmoregulators and compounds of detoxifying enzymes that neutralize superoxide radicals; thereby improve plant capability to cope with drought (hypothesis III). Finally, biochar amendment improves soil chemical characteristics, ensuring the sustainability of agricultural land use (hypothesis IV).

## 2. Materials and methods

### 2.1. Materials of study

#### 2.1.1. Soils of study

Soil samples were collected from the topsoil layer (0-30 cm depth) of the experimental farm at the Faculty of Agriculture, Benha University (Egypt). These samples were thoroughly mixed together, air dried, crushed, sieved and analysed for their chemical and physical properties according to Sparks *et al.* (2020) and Klute (1986), respectively.

**Table 1. Soil chemical and physical properties.**

Character	Soil pH	Soil EC (dS m <sup>-1</sup> )	CaCO <sub>3</sub> content (g kg <sup>-1</sup> )	Organic matter (g kg <sup>-1</sup> )	Field capacity (%)	Fine sand	Particle size distribution (%)				Textural class
Value	7.97	1.49	17.31	14.23	32.00	1.05	1.30	19.25	46.72		Clay

\*Soil pH was determined in soil:water (1:2.5) suspension, while EC was determined in soil paste extract.

#### 2.1.2. Biochar production

Maize stover was used as a feedstock for production of biochar. These residues were oven-dried at 65°C overnight, and then pyrolyzed in a muffle furnace (Magma Term Laboratory Furnace- Model SNOL 8,2/1100) at 550°C for 2 h under limited oxygen conditions. The resulting biochar was alkaline, with a pH of 8.57, a salinity of 13.28 dS m<sup>-1</sup>, and contained 8.02% C, 0.52% N, 0.75% H, 5.82% O, and 0.33% S. Further characteristics of biochar were conducted at the Atomic Energy Authority, Cairo, Egypt as follows:

(1) **Scanning electron microscopy (SEM)** using a JEOLJSM-5400scanning microscope (Japan)

(2) **X-ray diffraction analysis** using Philips PW 1730 powder X-ray diffractometer

(3) **Fourier transform infrared spectroscopy (FTIR) analysis** via Thermo Scientific-Nicolet iS10 over the range 400-4000 cm<sup>-1</sup>

(4) **The surface charge (zeta potential)** of biochar measured using Zeta Sizer Advance Series (Japan), for particles within the range of 0.3 -10 micrometre.

## 2.2. Methods of study

Twenty-one plastic pots (25 cm diameter × 19 cm depth) were filled with about 4 kg of the studied soil. Each pot was germinated with 10 seeds of wheat (Giza 171) and fertilized with the recommended doses of N and P fertilizers, i.e. 75.6 g urea (46%) per kg soil (≈302 g N per pot) and 31.5 g calcium super phosphate (15.6 % P<sub>2</sub>O<sub>5</sub> per kg soil (≈126 g P<sub>2</sub>O<sub>5</sub> per pot). The experimental treatments (3 replicates each) were arranged in a randomized complete block design comprising:

- 1) No biochar + 100% of FC (T<sub>1</sub>, Control: B<sub>0</sub>+FC<sub>100</sub>)
- 2) 5 g kg<sup>-1</sup> biochar + 60% of FC (T<sub>2</sub>, B<sub>5</sub>+FC<sub>60</sub>)
- 3) 5 g kg<sup>-1</sup> biochar + 80% of FC (T<sub>3</sub>, B<sub>5</sub>+FC<sub>80</sub>)
- 4) 5 g kg<sup>-1</sup> biochar + 100% of FC (T<sub>4</sub>, B<sub>5</sub>+FC<sub>100</sub>)
- 5) 10 g kg<sup>-1</sup> biochar + 60% of FC (T<sub>5</sub>, B<sub>10</sub>+FC<sub>60</sub>)
- 6) 10 g kg<sup>-1</sup> biochar + 80% of FC (T<sub>6</sub>, B<sub>10</sub>+FC<sub>80</sub>)
- 7) 10 g kg<sup>-1</sup> biochar + 100% of FC (T<sub>7</sub>, B<sub>10</sub>+FC<sub>100</sub>)

Soil moisture was monitored periodically using a Tensiometer (model Theta-0-Probe ML2x) and maintained at the specified levels gravimetrically. At physiological maturity, whole plants were removed from every pot, and their heights and numbers per pot were measured.

## 2.3. Plant Analyses.

Roots, shoots and grains of wheat plants were separated, oven dried at 70 °C for 48 h, and then wet-digested with perchloric and sulfuric acids on a sandy hot plate at 250 °C according to Cottenie et al. (1982). Potassium in plant digest was determined using a flame photometer (model JENWAY PFP7), while Mn, Zn and Cu were assessed by ICP-OES (model Ultima-Expert LT). Proline was determined in shoots after 50 days of planting according to Bates *et al.* (1973).

## 2.4. Data processing

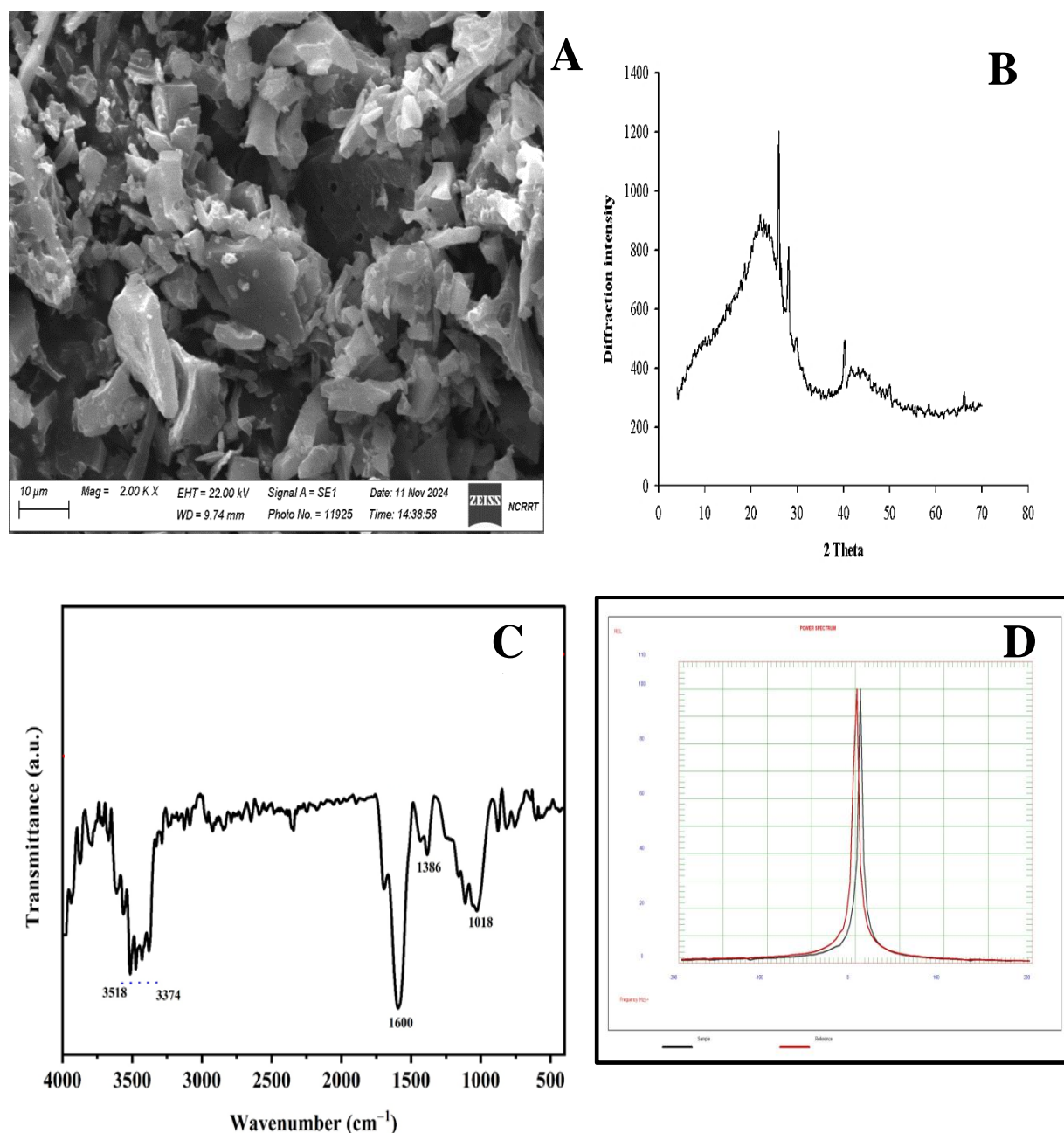
Data was subjected to one-way ANOVA and Dunken's test using SPSS statistical software (version 18). Graphs were created using Sigma Plot (version 10). Shoot-to-root ratio was calculated as a ratio between shoot biomass to root biomass (Kurepa et al., 2022), while grain-to-shoot ratio was computed as the ratio between grain yield to shoot biomass (Farid *et al.*, 2025).

## 3. Results

### 3.1. Characterization of the used biochar

The examination of the biochar samples using scanning electron microscopy (SEM) (Fig 1A) shows that non-acidified biochar possesses high porosity and a large surface area. X-ray diffraction (XRD) analysis (Fig 1B) shows a gradual increase in intensity up to around 6° 2-theta, suggesting the development of some structural orders, followed by significant intensity fluctuations, whose peaks were at approximately 9.7°, 11.74°, 16.84°, 18.52°, 20.92°, and 26.02°, indicating the presence of crystalline phases within the biochar. Notably, the high-intensity peaks near 26.02° and 18.52° are associated with carbonaceous structures, such as graphite-like or amorphous carbon, further highlighting the structural complexity and diversity of the biochar (Pariyar *et al.* 2020; Liu *et al.* 2022). It unravels a fascinating combination of both ordered and amorphous phases within the biochar.

**Fourier transform infrared spectroscopy (FTIR)** analysis (Fig. 1C) revealed a broad peak at 3400 cm<sup>-1</sup>, indicating hydroxyl groups which may increase biochar's capability to retain soil moisture and nutrients. Additional peaks at 2956, 1623, 1346 and 1022 cm<sup>-1</sup> correspond to "C-H stretching vibrations", "C=C stretching in aromatic rings", "C-O / C-H bending" and "C-O stretching in ether or ester linkages", respectively. This biochar exhibited a zeta potential of 14.6 mV (Fig 1D), indicating moderate colloidal stability and a relatively low surface charge.



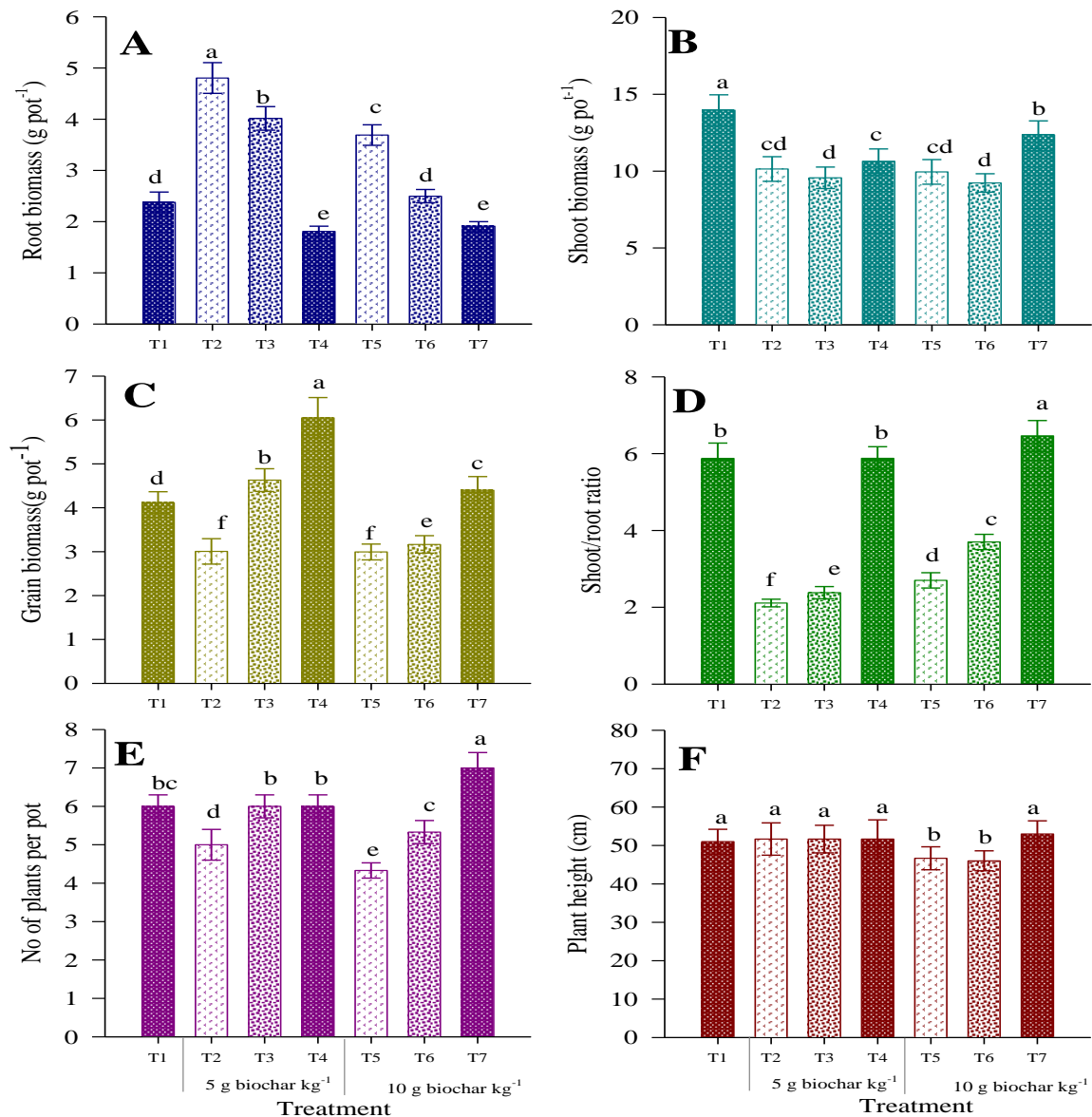
**Fig. 1.** Scanning Electron Microscopy (SEM, A) and X-ray diffraction analysis (XRD, B), FTIR spectrum (C) and zeta potential analyses (D) of the used biochar.

### 3.2. Effect of biochar application on growth parameters of plants under drought stress conditions

Plants subjected to drought stress exhibited significant increases in root biomass compared to the non-stressed ones, as shown in Figure 2A. The highest increases were observed in the soil maintained at 60% of field capacity ( $\text{FC}_{60}$ ), followed by 80% FC ( $\text{FC}_{80}$ ) and 100% FC ( $\text{FC}_{100}$ ). In contrast, shoot biomass (Figure 2B) and grain yield (Figure 2C) decreased significantly under drought stress conditions.

The application of biochar enhanced shoot biomass while decreased root growth, leading to a considerable increase in shoot/root ratio considerably, particularly with higher biochar application rate (Fig 2D). Also, grain yields improved with increasing biochar application rate. The highest shoot-to-root ratio was observed in the treatment  $\text{T}_7$  ( $\text{B}_{10}+\text{FC}_{100}$ ), while the variations between the two treatments:  $\text{T}_4$  ( $\text{B}_5+\text{FC}_{100}$ ) and  $\text{T}_1$  ( $\text{B}_0+\text{FC}_{100}$ ) were statistically insignificant.

The effects of the applied treatments on the number of plants per pot (Fig 2E) were somewhat comparable to their impacts on shoot biomasses. Nevertheless, there were no significant disparities among treatments in terms of plant height (Fig 2F).



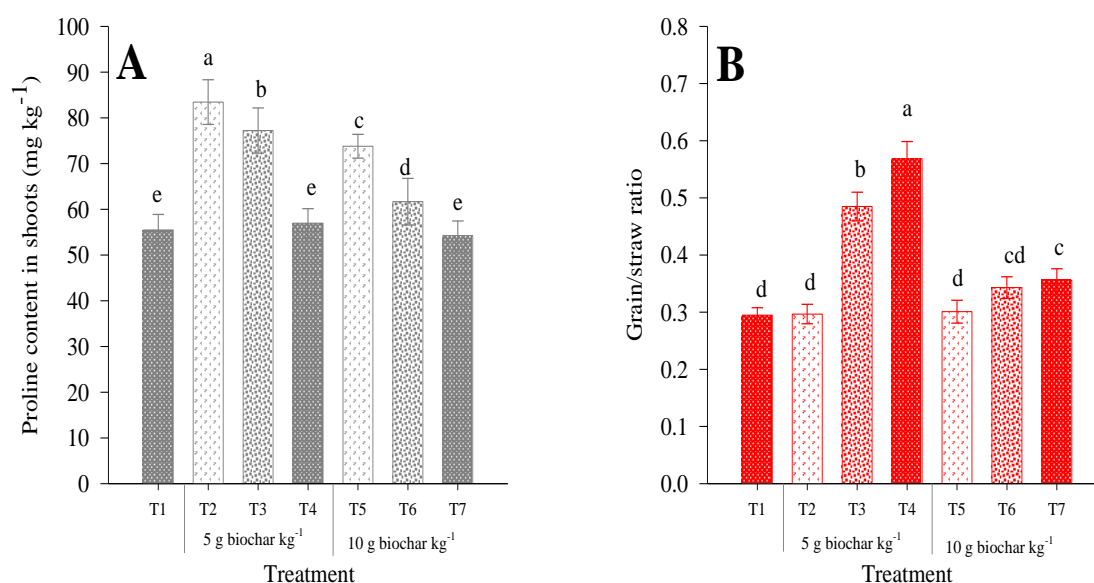
**Fig. 2. Wheat growth parameters (means± standard deviations) as affected by deficit irrigations and biochar application levels.**

Note: T<sub>1</sub>: No biochar + 100% of FC (Conrol:B<sub>0</sub>+FC<sub>100</sub>), T<sub>2</sub>: 5 g kg<sup>-1</sup> biochar + 60% of FC (B<sub>5</sub>+FC<sub>60</sub>), T<sub>3</sub>: 5 g kg<sup>-1</sup> biochar + 80% of FC (B<sub>5</sub>+FC<sub>80</sub>), T<sub>4</sub>: 5 g kg<sup>-1</sup> biochar + 100% of FC (B<sub>5</sub>+FC<sub>100</sub>), T<sub>5</sub>: 10 g kg<sup>-1</sup> biochar + 60% of FC (B<sub>10</sub>+FC<sub>60</sub>), T<sub>6</sub>: 10 g kg<sup>-1</sup> biochar + 80% of FC (B<sub>10</sub>+FC<sub>80</sub>) and T<sub>7</sub>: 10 g kg<sup>-1</sup> biochar + 100% of FC (T<sub>7</sub>, B<sub>10</sub>+FC<sub>100</sub>). Treatments assigned the same Duncan's letters showed no significant variations.

### 3.2. Effect of biochar application on proline content in wheat shoots and grain-to-straw ratio

The results presented in Fig 3B show the effects of the studied treatments on the grain-to-straw ratio. Since, high grain productivity is a logic outcome of increased plant shoots; thus, no significant differences could be deduced in this ratio among many treatments: T<sub>1</sub> (B<sub>0</sub>+FC<sub>100</sub>), T<sub>4</sub> (B<sub>5</sub>+FC<sub>100</sub>) and T<sub>7</sub> (B<sub>10</sub>+FC<sub>100</sub>). However, the application of biochar notably augmented this ratio, especially in plants amended with 5 g kg<sup>-1</sup>, with the highest increases observed in plants irrigated with FC<sub>80</sub>.

Regarding proline content in plants (Fig 3 A), this osmoregulator maintains the osmotic balance within plant cells; accordingly a significant increase was found in proline concentration was found in shoots of drought stressed plants. The highest concentrations were observed in T<sub>2</sub> (B<sub>5</sub>+FC<sub>60</sub>), followed by T<sub>3</sub> (B<sub>5</sub>+FC<sub>80</sub>), then T<sub>5</sub> (B<sub>10</sub>+FC<sub>60</sub>), and T<sub>6</sub> (B<sub>10</sub>+FC<sub>80</sub>). For non-stressed plants that were irrigated at FC<sub>100</sub>: (T<sub>1</sub> , B<sub>0</sub>), (T<sub>4</sub>, B<sub>5</sub>), and T<sub>7</sub>, B<sub>10</sub>), no significant differences in proline contents were found among their shoots.



**Fig. 3. Proline content in shoots (A) and grain/shoot ratio (B) (means± standard deviations) as affected by deficit irrigations and biochar application levels.**

Note: T<sub>1</sub>: Conrol:B<sub>0</sub>+FC<sub>100</sub>, T<sub>2</sub>: B<sub>5</sub>+FC<sub>60</sub>, T<sub>3</sub>: B<sub>5</sub>+FC<sub>80</sub>, T<sub>4</sub>: B<sub>5</sub>+FC<sub>100</sub>, T<sub>5</sub>: B<sub>10</sub>+FC<sub>60</sub>, T<sub>6</sub>: B<sub>10</sub>+FC<sub>80</sub> and T<sub>7</sub>: T<sub>7</sub>, B<sub>10</sub>+FC<sub>100</sub>. Treatments assigned the same Duncan's letters showed no significant variations,

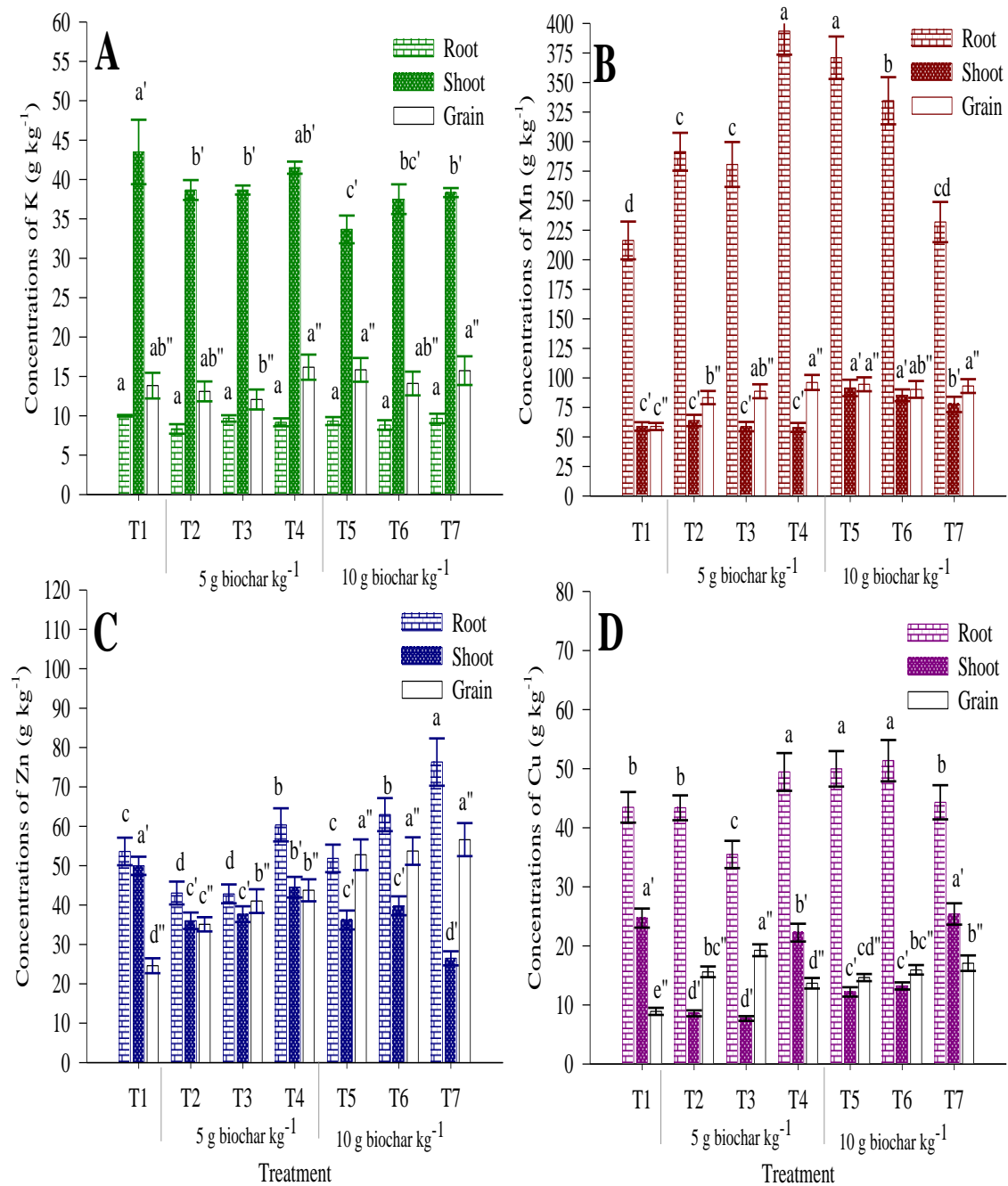
### 3.3. Effect of biochar application on nutrient concentrations in different plant parts

This section considers the effects of deficit irrigations and biochar applications on accumulation of potassium (K), manganese (Mn), zinc (Zn), and copper (Cu) in different wheat parts (Fig 4). Concentrations of K did not vary significantly in wheat roots among studied treatments, but this concentration decreased in plant shoots treated with biochar. Significant changes in K levels were also observed in the wheat grains, where the highest concentrations were found in treatments that received biochar at a rate of 10 g kg<sup>-1</sup>. These concentrations increased further with higher soil moisture content.

In case of Mn, application of biochar significantly raised its concentration in wheat roots, shoots and grains. The highest increases were found in plants that received 5 g kg<sup>-1</sup> biochar, especially with increasing soil moisture content. Although, Mn concentrations in T<sub>5</sub>(B<sub>10</sub>+FC<sub>60</sub>), T<sub>6</sub> (B<sub>10</sub>+FC<sub>80</sub>) and T<sub>7</sub> (B<sub>10</sub>+FC<sub>100</sub>), were significantly higher than the control, they were lower than those in plants that received 5 g kg<sup>-1</sup> biochar. Generally, Mn concentrations followed the order of FC<sub>60</sub>> FC<sub>80</sub>>FC<sub>100</sub>. Notably, Mn concentrations were much higher in roots compared to shoots or grains.

Concerning zinc (Zn) and copper (Cu), these two essential elements were high in the control plants (no biochar). Their levels decreased in plants amended with 5 g kg<sup>-1</sup> biochar, probably due to the dilution effect on plants, but increased at the higher biochar doses (10 g kg<sup>-1</sup>). Soil moisture significantly influenced the absorption of Zn and Cu from the soil, with concentrations following FC<sub>100</sub>> FC<sub>80</sub> > FC<sub>60</sub> and also, these two nutrients increased in wheat grains with higher biochar application rates.



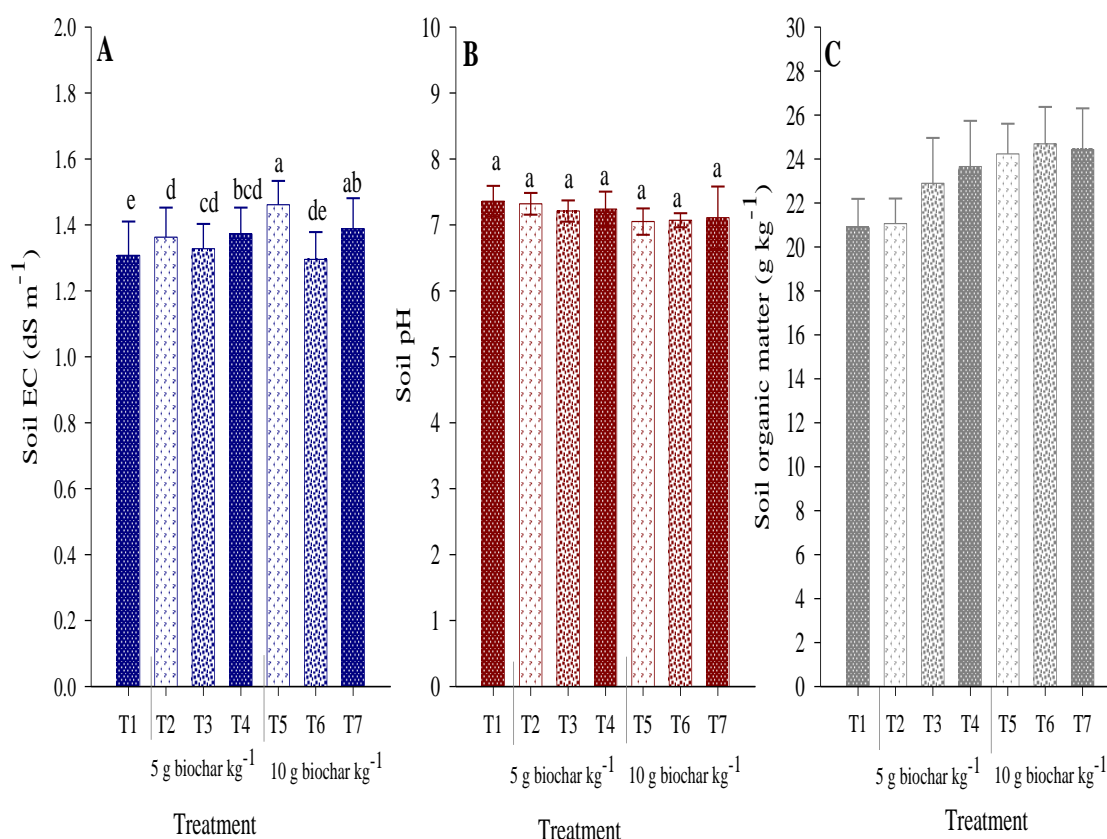


**Fig. 4. Distribution of K (A), Mn (B), Zn (C) and Cu (D) among different wheat parts as affected by deficit irrigations and biochar application levels.**

Note: T<sub>1</sub>: Control: B<sub>0</sub>+FC<sub>100</sub>, T<sub>2</sub>: B<sub>5</sub>+FC<sub>60</sub>, T<sub>3</sub>: B<sub>5</sub>+FC<sub>80</sub>, T<sub>4</sub>: B<sub>5</sub>+FC<sub>100</sub>, T<sub>5</sub>: B<sub>10</sub>+FC<sub>60</sub>, T<sub>6</sub>: B<sub>10</sub>+FC<sub>80</sub> and T<sub>7</sub>: T<sub>7</sub>, B<sub>10</sub>+FC<sub>100</sub>. Treatments assigned the same Duncan's letters showed no significant variations.

### 3.4. Effect of biochar application on soil chemical characteristics after plant harvest

Application of biochar significantly raised soil salinity (Fig 5A), with the most pronounced increases observed in the soil that received either FC<sub>60</sub> or FC<sub>100</sub>. In contrast, the effect was less significant in the soil that received FC<sub>80</sub>. On the other hand, these additions had no significant effects on soil pH (Fig 5B) but increased soil organic matter by the end of the growing season. The highest increases in SOM were found in the soil that received the highest application rate of biochar (Fig 5C). Notably, treatment T<sub>2</sub> (B<sub>5</sub>+FC<sub>60</sub>) showed comparable organic matter content to the control, suggesting high degradation of biochar at this low rate in such a soil; thus the build-up of organic matter was low.



**Fig. 5. Soil EC (A) , pH (B) and organic matter content (C) as affected by deficit irrigations and biochar application levels.**

Note: T<sub>1</sub>: Conrol:B<sub>0</sub>+FC<sub>100</sub>, T<sub>2</sub>: B<sub>5</sub>+FC<sub>60</sub>, T<sub>3</sub>: B<sub>5</sub>+FC<sub>80</sub>, T<sub>4</sub>: B<sub>5</sub>+FC<sub>100</sub>, T<sub>5</sub>: B<sub>10</sub>+FC<sub>60</sub>, T<sub>6</sub>: B<sub>10</sub>+FC<sub>80</sub> and T<sub>7</sub>: T<sub>7</sub>, B<sub>10</sub>+FC<sub>100</sub>. Treatments assigned the same Duncan's letters showed no significant variations.

### 3.5. Correlations among proline content, nutrient concentrations within different wheat parts and plant growth parameters

Root biomasses were significantly and negatively correlated with shoot and grain biomasses; while being positively correlated with both soil organic matter and proline content in shoots. In particular, organic matter (SOM) enriched soils with nutrients during its degradation; thus Mn, Zn and Cu concentrations in wheat roots were correlated positively with SOM content. This was probably the reason beyond the significant increases that took place in root biomasses which were significantly correlated with concentrations of K, Zn and Cu in roots.

On the contrary, shoot biomasses and grain yields were correlated significantly and negatively with proline content in shoots. It's worth noting that Mn concentrations in roots were correlated significantly and negatively with shoot biomasses, while Mn content in shoots was negatively correlated with the grain yield. Additionally, the grain yield was positively correlated with K and Cu concentrations in shoots.





Table 2. Correlations between wheat growth parameters as affected by proline content in straw and distribution of K, Mn, Zn and Cu within different plant parts.

		Plant biomass				K-content			Mn-content			Zn content			Cu content			
		Organic matter (SOM)	root	shoot	grain	Proline	root	shoot	grain	root	shoot	grain	root	shoot	grain	root	shoot	grain
	SOM		-0.434*	-0.172	0.209	-0.253	0.304	-0.066	0.655**	0.485*	0.566**	0.644**	0.615**	-0.173	0.779**	0.575**	0.168	0.314
Plant biomass	root		-0.483*	-0.569**	0.971**	-0.445*	-0.384	0.626**	0.033	-0.032	0.019	-0.814**	-0.135	0.245	-0.370	-0.863**	0.329	
	shoot			0.298	-0.578**	0.693**	0.688**	0.294	-0.589**	-0.257	-0.629**	0.349	0.343	-0.444*	-0.042	0.819**	-0.668**	
	grain				-0.461*	0.465*	0.606**	0.354	0.137	-0.589**	0.137	0.262	0.294	-0.101	-0.094	0.521*	-0.069	
	Proline					-0.427	-0.363	-0.509*	0.216	-0.005	0.151	-0.775**	-0.122	-0.133	-0.269	-0.891**	0.416	
K-content	root						0.578**	0.312	-0.289	-0.099	-0.286	0.289	0.371	-0.141	-0.073	0.565**	-0.297	
	shoot							0.140	-0.252	-0.612**	-0.489*	0.111	0.673**	-0.579**	-0.045	0.546*	-0.504*	
	grain								0.444*	0.378	0.371	0.672**	0.022	0.449*	0.737**	0.627**	-0.278	
Mn-content	root									0.300	0.684**	-0.047	0.161	0.418	0.635**	-0.276	0.165	
	shoot										0.437*	0.407	-0.364	0.750**	0.636**	-0.088	0.206	
	grain											0.316	-0.483*	0.841**	0.380	-0.219	0.726**	
Zn content	root													-0.274	0.609**	0.498*	0.736**	0.027
	shoot														-0.625**	0.190	0.181	-0.642**
	grain															0.472*	-0.023	0.609**
Cu content	root																0.264	-0.223
	shoot																	-0.524*
	grain																	

\*\* Correlation is significant at the 0.01 level (2-tailed).

\* Correlation is significant at the 0.05 level (2-tailed).



## 4. Discussion

### 4.1. Impacts of drought stress on wheat growth and productivity

Drought stress led to significant increases in proline content within wheat shoots. This osmoregulator accumulates in higher concentrations in tissues of drought-stressed plants (Du *et al.*, 2023; Abd El-Hady *et al.*, 2025; Ibrahim *et al.*, 2025; Salama *et al.*, 2025) to increase cell osmosis and become capable of absorbing more water (Hong-Bo *et al.*, 2006; Hosseinifard *et al.*, 2022). This biochemical mechanism increases plant tolerance to drought stress (Nyaupane *et al.*, 2024).

Also, drought stimulated root growth (Ali *et al.*, 2020) to explore new area rich in nutrients (Wang *et al.*, 2016) and to search for water (hydrotropism) (Kang *et al.*, 2022). On the other hand, the increased biosynthesis of proline lessened the availability of metabolites essential for plant growth and productivity, leading to significant decreases in shoot and grain yields. Consequently, the shoot-to-root ratio decreased substantially. Proline also mediated stomatal closure to minimize transpiration from plants (Muhammad Aslam *et al.*, 2022). Similar results were reported by Nyaupane *et al.* (2024) who observed significant reductions in the shoot-to-root ratio and wheat grain yield under drought conditions. Thus, the first hypothesis is validated.

### 4.2. Biochar as a solution to cope with drought stress.

Application of biochar alleviated this stress, especially when at the higher rate, resulting in notable improvements in shoot dry weight, shoot-to-root ratio, and grain yield. Remarkably, the increase in grain yield surpassed that of the non-stressed plants without biochar (B<sub>0</sub>+FC<sub>100</sub>). These results align with several studies (Mansour *et al.*, 2019; Zulfiqar *et al.*, 2022; Boudjabi *et al.*, 2023; Farid *et al.*, 2025). Probably, biochar mitigated drought effects by increasing soil moisture retention, and improving soil fertility (Haider *et al.*, 2020; Abdel-Salam *et al.*, 2025). Also, biochar stimulated the activities of helpful microorganisms that promote plant growth and productivity (Zaheer *et al.*, 2021).

Though biochar did not significantly affect plant heights, it boosted the number of plants per pot, with the highest increase observed in the “B<sub>10</sub>+FC<sub>100</sub>” treatment. Interestingly, biochar had no significant impact on proline content, as the lowest proline levels were found in plants irrigated with FC<sub>100</sub> regardless of biochar application rate.

The grain/straw ratio was generally low in the non-amended control soil, and remained low in soils that received 5 g kg<sup>-1</sup> biochar under FC<sub>60</sub>. This suggests that stressed plants may shorten vegetative growth periods to cope with drought (Oguz *et al.*, 2022). Increases in the grain/straw ratio were only noticed in biochar-amended plants with higher soil moisture (FC<sub>80</sub> and FC<sub>100</sub>), especially at the 5 g kg<sup>-1</sup> biochar rate. This is because of the high ability of biochar to retain soil moisture that is needed for proper plant growth (Bassouny and Abbas, 2019) and provides essential nutrients (Elshony *et al.*, 2019), growth hormones and other stimulating growth substances (Farhangi-Abri and Torabian, 2018). Moreover, biochar can suppress plant pathogens (Poveda *et al.*, 2021).

However, a higher biochar dose, i.e. 10 g kg<sup>-1</sup> partially immobilized some nutrients, hindering plant growth and transition from vegetative to reproductive stages (Kocsis *et al.*, 2020). Biochar also stimulated soil biota activity (Kocsis *et al.*, 2020), increasing biological immobilization processes of many soil nutrients (Bandara *et al.*, 2020). These results support the 2<sup>nd</sup> hypothesis.

### 4.3. Nutrient distribution in different plant parts.

Distribution of four nutrients (K, Mn, Zn and Cu) within different plant parts were evaluated in this study. In case of K, biochar application raised substantially K concentrations, especially in shoots, enhancing shoot and grain biomasses. Its mode of action in alleviating drought stress is probably through its osmotic adjustment role, sustaining stomatal conductance (Egilla *et al.*, 2005), and activation of many enzymes (Ahmad *et al.*, 2018). This nutrient also increases carbohydrate metabolism in plants (Zahoor *et al.*, 2017).

Manganese, zinc, and copper also play crucial roles in activation of detoxifying enzymes that target superoxide radicals; consequently, accumulating in plant cells under abiotic stresses (Tavanti *et al.*, 2021; Carmo de Carvalho e Martins *et al.*, 2022; Zhou *et al.*, 2022). Biochar significantly increased Mn levels in roots, shoots, and grains, with the highest accumulation in roots, where Mn-SOD (a general isozyme) is prevalent (Saed-Moucheshi *et al.*, 2021). Generally, Mn concentrations were highest in FC<sub>60</sub>-irrigated plants, then FC<sub>80</sub> and finally FC<sub>100</sub>.

Concerning Zn and Cu, these nutrients were found high in the non-amended control plants while decreased in biochar amended ones, especially at 5 g kg<sup>-1</sup>. This dilution effect was likely due to increased plant dry weight (Wan *et al.*, 2023). It is worth noting that Cu/Zn-SOD -a genotype specific isozyme (Saed-Moucheshi *et al.*, 2021) - raised radical oxygen scavenging system (Tavanti *et al.*, 2021). Higher biochar dose of could partially immobilize these nutrients in soil (Wang *et al.*, 2021); hence decrease their uptake and concentrations within

different plant parts (Wang *et al.*, 2021). Mobility of these two nutrients in soil moisture is relatively high (Wang *et al.*, 2021), explaining their higher concentrations in FC<sub>100</sub> treatments compared to FC<sub>80</sub> and FC<sub>60</sub>. The above results supported the 3<sup>rd</sup> hypothesis.

#### 4.4. Effects of biochar on some soil properties (soil organic matter, pH and EC)

Application of biochar raised significantly soil EC and organic matter content by reducing mineralization (Liu *et al.*, 2022). The most noticeable changes in soil EC occurred with higher biochar doses. However, soil pH was not significantly impacted by these additional organics. It's possible that the alkaline effects of biochar are temporary and only noticeable shortly after it is added to the soil (Chen *et al.*, 2021). Over time, non-alkaline highly stable aromatic carbon dominated, which does not significantly alter soil pH (Patra *et al.*, 2021). Biochar also acted as a pH buffer (Arwenyo *et al.*, 2023). Moreover, it enriched soil with nutrients and enhanced their uptake and bioaccumulation in roots, specifically Mn, Zn and Cu. This explains the significant correlation between root biomass and the concentrations of K, Zn, and Cu in roots. Accordingly, these results validate the 4<sup>th</sup> hypothesis.

### 5. Conclusion and Future Prospective

Drought stress severely hampers wheat growth and productivity. To cope with this stress, plants stimulated further root growth in search of water and nutrients. Additionally, they exhibited high proline levels content in plant tissues. However, the application of biochar offered a promising solution to counteract these negative effects particularly at 5 g kg<sup>-1</sup> under deficit irrigation (80% field capacity), provides a viable solution, while rationalizing irrigation water and sustaining soil productivity. Biochar improves drought stress by increasing levels of the proline, increasing Mn and Cu contents within plant parts for detoxifying processes of radical free oxygen, which is produced under abiotic stress. Besides, it increased residual organic matter by the end of the growing season. These improvements led to better plant growth and productivity, making biochar a valuable tool for sustainable wheat cultivation in arid regions. These findings collectively validate the hypotheses of the study. Nevertheless, further investigation into plant nutrition under drought conditions is essential to maximize crop resilience and yield.

#### Declarations

#### Ethics approval and consent to participate

**Consent for publication:** The article contains no such material that may be unlawful, defamatory, or which would, if published, in any way whatsoever, violate the terms and conditions as laid down in the agreement.

**Availability of data and material:** Not applicable.

**Competing interests:** The authors declare that they have no conflict of interest in the publication.

**Funding:** Not applicable.

**Authors' contributions:** Authors contributed equally in writing the original draft, editing and finalizing the manuscript. They read and agreed for submission of manuscript to the journal.

#### Acknowledgments:

Authors would like to express their deep feelings to all staff members in the Soils and water Department, Faculty of Agriculture, Benha University for their help during the course of the study.

#### References

- Abdalla A, Stellmacher T, Becker M (2023) Trends and Prospects of Change in Wheat Self-Sufficiency in Egypt. *Agriculture* 13, 7. <https://doi.org/10.3390/agriculture13010007>
- Abd El-Hady A, Baddour A, Elsherpiny M, El-Kafrawy M (2025). Response of Maize Grown Under Water Deficit Conditions to Zeolite as a Soil Conditioner and Foliar Application of Abscissic Acid. *Egypt J Soil Sci* 65(1), 75-90. <https://doi.org/10.21608/ejss.2024.323022.1864>
- Abdelhafez AA, Li J, Abbas MHH (2014) Feasibility of biochar manufactured from organic wastes on the stabilization of heavy metals in a metal smelter contaminated soil. *Chemosphere* 117, 66-71. <https://doi.org/10.1016/j.chemosphere.2014.05.086>
- Abdelhafez AA, Zhang X, Zhou L, Cai M, Cui N, Chen G, Zou G, Abbas MHH, Kenawy MHM, Ahmad M, Alharthi SS, Hamed MH (2021) Eco-friendly production of biochar via conventional pyrolysis: Application of biochar and liquefied smoke for plant productivity and seed germination. *Environ Technol Innov* 22, 101540. <https://doi.org/10.1016/j.eti.2021.101540>

- Abdel-Salam M, Abuzaid A, Mouhroud, F, Abbas M (2025) Increasing maize productivity in arid sandy soils using combinations of (normal/acidified) biochar and elemental sulfur. *Egypt J Soil Sci* 65(1), -. <https://doi.org/10.21608/ejss.2024.328587.1887>
- Aboelsoud HM, Ahmed AA (2020) Effect of Biochar, Vermicompost and Polymer on Wheat and Maize Productivity in Sandy Soils under Drought Stress. *Environment, Biodiversity and Soil Security* 4, 85-102. <https://doi.org/10.21608/jenvbs.2020.29442.1095>
- Abuzaid A, Abdel-Salam M, Abbas M, Khalil F, Abdelhafez A (2025) Effectiveness of Biochar and Elemental Sulfur for Sustaining Maize Production in Arid soils. *Egypt J Soil Sci*, 65(1). <https://doi.org/10.21608/ejss.2024.324620.1875>
- Ahmad Z, Anjum S, Waraich EA, Ayub MA, Ahmad T, Tariq RMS, Ahmad R, Iqbal MA (2018) Growth, physiology, and biochemical activities of plant responses with foliar potassium application under drought stress – a review. *Journal of Plant Nutrition* 41, 1734-1743. <https://doi.org/10.1080/01904167.2018.1459688>
- Ali MH, Hoque MR, Hassan AA, Khair A (2007) Effects of deficit irrigation on yield, water productivity, and economic returns of wheat. *Agricultural Water Management* 92, 151-161. <https://doi.org/10.1016/j.agwat.2007.05.010>
- Ali S, Hayat K, Iqbal A, Xie L (2020) Implications of Absciscic Acid in the Drought Stress Tolerance of Plants. *Agronomy* 10, 1323. <https://doi.org/10.3390/agronomy10091323>
- Arwenyo B, Varco JJ, Dygert A, Brown S, Pittman CU, Mlsna T (2023) Contribution of modified P-enriched biochar on pH buffering capacity of acidic soil. *Journal of Environmental Management* 339, 117863. <https://doi.org/10.1016/j.jenvman.2023.117863>
- Asaad AA, El-Hawary AM, Abbas MHH, Mohamed I, Abdelhafez AA, Bassouny MA (2022) Reclamation of wastewater in wetlands using reed plants and biochar. *Sci Rep* 12, 19516. <https://doi.org/10.1038/s41598-022-24078-9>
- Baiamonte G, Minacapilli M, Crescimanno G (2020) Effects of Biochar on Irrigation Management and Water Use Efficiency for Three Different Crops in a Desert Sandy Soil. *Sustainability* 12, 7678. <https://doi.org/10.3390/su12187678>
- Bandara T, Franks A, Xu J, Bolan N, Wang H, Tang C (2020) Chemical and biological immobilization mechanisms of potentially toxic elements in biochar-amended soils. *Critical Reviews in Environmental Science and Technology* 50, 903-978. <https://doi.org/10.1080/10643389.2019.1642832>
- Bassouny M, Abbas M (2019) Role of biochar in managing the irrigation water requirements of maize plants: the pyramid model signifying the soil hydro-physical and environmental markers. *Egypt J Soil Sci*, 59(2), 99-115. <https://doi.org/10.21608/ejss.2019.9990.1252>
- Bates LS, Waldren RP, Teare ID (1973) Rapid determination of free proline for water-stress studies. *Plant and Soil* 39, 205-207. <https://doi.org/10.1007/bf00018060>
- Boudjabi S, Ababsa N, Chenchouni H (2023) Enhancing soil resilience and crop physiology with biochar application for mitigating drought stress in durum wheat (*Triticum durum*). *Heliyon* 9. <https://doi.org/10.1016/j.heliyon.2023.e22909>
- Carmo de Carvalho e Martins Md, Martins da Silva Santos Oliveira AS, da Silva LAA, Primo MGS, de Carvalho Lira VB (2022) Biological Indicators of Oxidative Stress [Malondialdehyde, Catalase, Glutathione Peroxidase, and Superoxide Dismutase] and Their Application in Nutrition. In: Patel, V.B., Preedy, V.R. (Eds.), *Biomarkers in Nutrition*. Springer International Publishing, Cham, pp. 1-25. [https://doi.org/10.1007/978-3-030-81304-8\\_49-1](https://doi.org/10.1007/978-3-030-81304-8_49-1)
- Chai W, Wang F, Miao Z, Che N (2024) Hydrophilic porous activated biochar with high specific surface area for efficient capacitive deionization. *Desalination and Water Treatment* 320, 100617. <https://doi.org/10.1016/j.dwt.2024.100617>
- Chen X, Lewis S, Heal KV, Lin Q, Sohi SP (2021) Biochar engineering and ageing influence the spatiotemporal dynamics of soil pH in the charosphere. *Geoderma* 386, 114919. <https://doi.org/10.1016/j.geoderma.2020.114919>
- Cottenie A, Verloo M, Kickens L, Velghe G, Camerlynck, R (1982) Chemical analysis of plants and soils. Laboratory of Analytical and Agrochemistry. State University, Ghent Belgium.
- Dawood MG, Sadak MS, Bakry BA, Kheder HH (2020) Effect of glutathione and/or selenium levels on growth, yield, and some biochemical constituents of some wheat cultivars grown under sandy soil conditions. *Bulletin of the National Research Centre* 44, 158. <https://doi.org/10.1186/s42269-020-00410-z>
- Du L, Huang X, Ding L, Wang Z, Tang D, Chen B, Ao L, Liu Y, Kang Z, Mao H (2023) TaERF87 and TaAKS1 synergistically regulate TaP5CS1/TaP5CR1-mediated proline biosynthesis to enhance drought tolerance in wheat. *New Phytologist* 237, 232-250. doi: <https://doi.org/10.1111/nph.18549>
- Egilla JN, Davies FT, Boutton TW (2005) Drought stress influences leaf water content, photosynthesis, and water-use efficiency of *Hibiscus rosa-sinensis* at three potassium concentrations. *Photosynthetica* 43, 135-140. <https://doi.org/10.1007/s11099-005-5140-2>
- Elshony M, Farid IM, Alkamar F, Abbas MHH, Abbas H (2019) Ameliorating a Sandy Soil Using Biochar and Compost Amendments and Their Implications as Slow Release. *Egypt J Soil Sci* 59, 305-322 <https://doi.org/10.21608/ejss.2019.12914.1276>



- El-Metwally E, Safina S, Tohamy S, Abd El-Fatah E (2025) Magnetic Seeds, Two Potassium Sources and Four Irrigation Levels Effects on Wheat Grown in Sandy Soils. *Egypt J Soil Sci* 65(1), 59-73. <https://doi.org/10.21608/ejss.2024.320758.1859>
- Emami Bistgani Z, Barker AV, Hashemi M (2024) Physiology of medicinal and aromatic plants under drought stress. *The Crop Journal* 12, 330-339. <https://doi.org/10.1016/j.cj.2023.12.003>
- Ewaid SH, Abed SA, Al-Ansari N (2020) Assessment of Main Cereal Crop Trade Impacts on Water and Land Security in Iraq. *Agronomy* 10, 98. <https://doi.org/10.3390/agronomy10010098>
- Farid I, Abbas M, El-Ghozoli A (2023a) Wheat productivity as influenced by integrated mineral, organic and biofertilization. *Egypt J Soil Sc*, 63(3), 287-299. <https://doi.org/10.21608/ejss.2023.192023.1590>
- Farid I, Abbas M, El-Ghozoli A (2023b). Increasing Wheat production in arid soils: Integrated management of chemical, organic- and bio P and K-inputs. *Environment, Biodiversity and Soil Security*, 7(2023), 163-178. <https://doi.org/10.21608/jenvbs.2023.221177.1223>
- Farid Y, Ali I, Abdelhafez A, Abbas M (2025). Enhancing Wheat Productivity in Salt-Affected Soils Using Traditional and Acidified Biochars: A Sustainable Solution. *Egypt J Soil Sci*, 65(1), 121-134. <https://doi.org/10.21608/ejss.2024.325183.1869>
- Farid IM, Siam HS, Abbas MHH, Mohamed I, Mahmoud SA, Tolba M, Abbas HH, Yang X, Antoniadis V, Rinklebe J, Shaheen SM (2022) Co-composted biochar derived from rice straw and sugarcane bagasse improved soil properties, carbon balance, and zucchini growth in a sandy soil: A trial for enhancing the health of low fertile arid soils. *Chemosphere* 292, 133389. <https://doi.org/10.1016/j.chemosphere.2021.133389>
- Farhangi-Abriz S, Torabian S (2018) Biochar Increased Plant Growth-Promoting Hormones and Helped to Alleviates Salt Stress in Common Bean Seedlings. *J Plant Growth Regul* 37, 591–601. <https://doi.org/10.1007/s00344-017-9756-9>
- Farooq A, Farooq N, Akbar H, Hassan ZU, Gheewala SH (2023) A Critical Review of Climate Change Impact at a Global Scale on Cereal Crop Production. *Agronomy* 13, 162. <https://doi.org/10.3390/agronomy13010162>
- Haider I, Raza MAS, Iqbal R, Aslam MU, Habib-ur-Rahman M, Raja S, Khan MT, Aslam MM, Waqas M, Ahmad S (2020) Potential effects of biochar application on mitigating the drought stress implications on wheat (*Triticum aestivum* L.) under various growth stages. *Journal of Saudi Chemical Society* 24, 974-981. <https://doi.org/10.1016/j.jscs.2020.10.005>
- Hong-Bo S, Xiao-Yan C, Li-Ye C, Xi-Ning Z, Gang W, Yong-Bing Y, Chang-Xing Z, Zan-Min H (2006) Investigation on the relationship of proline with wheat anti-drought under soil water deficits. *Colloids and Surfaces B: Biointerfaces* 53, 113-119. <https://doi.org/10.1016/j.colsurfb.2006.08.008>
- Hosseinifard M, Stefaniak S, Ghorbani Javid M, Soltani E, Wojtyla L, Garnczarska M (2022) Contribution of Exogenous Proline to Abiotic Stresses Tolerance in Plants: A Review. *International Journal of Molecular Sciences* 23, 5186. <https://doi.org/10.3390/ijms23095186>
- Ibrahim TA, Abdel-Ati KA, Khaled KAM, Azoz SN, Hassan A (2025) Physiological, Molecular and Anatomical Studies on Drought Tolerance in Cowpea. *Egypt J Soil Sci* 65(1), 253-274. <https://doi.org/10.21608/ejss.2024.328988.1889>
- Kang J, Peng Y, Xu W (2022) Crop Root Responses to Drought Stress: Molecular Mechanisms, Nutrient Regulations, and Interactions with Microorganisms in the Rhizosphere. *International Journal of Molecular Sciences* 23, 9310. <https://doi.org/10.3390/ijms23169310>
- Khalil FW, Abdel-Salam M, Abbas MHH, Abuzaid AS (2023) Implications of Acidified and Non-Acidified Biochars on N and K Availability and their Uptake by Maize Plants. *Egypt J Soil Sci* 63, 101-112. <https://doi.org/10.21608/ejss.2023.184654.1560>
- Klute A (1986) Part 1. Physical and mineralogical methods. ASA-SSSA-Agronomy, Madison, Wisconsin USA. <https://doi.org/10.2136/sssabookser5.1.2ed>
- Kocsis T, Kotrocó Z, Kardos L, Biró B (2020) Optimization of increasing biochar doses with soil–plant–microbial functioning and nutrient uptake of maize. *Environmental Technology & Innovation* 20, 101191. <https://doi.org/10.1016/j.eti.2020.101191>
- Kurepa J, Smalle JA. Auxin/Cytokinin Antagonistic Control of the Shoot/Root Growth Ratio and Its Relevance for Adaptation to Drought and Nutrient Deficiency Stresses. *International Journal of Molecular Sciences*. 2022; 23(4):1933. <https://doi.org/10.3390/ijms23041933>
- Lalarukh I, Al-Dhumri SA, Al-Ani.LKT, Hussain R, Al Mutairi KA, Mansoor N, Amjad SF, Abbas MHH, Abdelhafez AA, Poczar P, Meena KR, Galal TM, (2022a) A Combined Use of Rhizobacteria and Moringa Leaf Extract Mitigates the Adverse Effects of Drought Stress in Wheat (*Triticum aestivum* L.). *Frontiers in Microbiology* 13. <https://doi.org/10.3389/fmicb.2022.813415>
- Lalarukh I, Amjad SF, Mansoor N, Al-Dhumri SA, Alshahri AH, Almutari MM, Alhusayni FS, Al-Shammari WB, Poczar P, Abbas MHH, Elghareeb D, Kubra K, Abdelhafez AA (2022b) Integral effects of brassinosteroids and timber waste biochar enhances the drought tolerance capacity of wheat plant. *Scientific Reports* 12, 12842. <https://doi.org/10.1038/s41598-022-16866-0>

- Liu M, Zhu J, Yang X, Fu Q, Hu H, Huang Q (2022) Biochar produced from the straw of common crops simultaneously stabilizes soil organic matter and heavy metals. *Science of The Total Environment* 828, 154494. <https://doi.org/10.1016/j.scitotenv.2022.154494>
- Mansour W, Salim BBM, Hussin SS, Abd El-Rassoul M (2019) Biochar as a strategy to enhance growth and yield of wheat plant exposed to drought conditions. *Arab Universities Journal of Agricultural Sciences* 27, 51-59. <https://doi.org/10.21608/ajs.2019.43066>
- Mohamed I, Ali M, Ahmed N, Abbas MHH, Abdelsalam M, Azab A, Raleve D, Fang C (2018) Cow manure-loaded biochar changes Cd fractionation and phytotoxicity potential for wheat in a natural acidic contaminated soil. *Ecotoxicology and Environmental Safety* 162, 348-353. <https://doi.org/10.1016/j.ecoenv.2018.06.065>
- Mohamed I, Farid IM, Siam HS, Abbas MHH, Tolba M, Mahmoud SA, Abbas HH, Abdelhafez AA, Elkelish A, Scopa A, Drosos M, AbdelRahman MAE, Bassouny MA (2024) A brief investigation on the prospective of co-composted biochar as a fertilizer for Zucchini plants cultivated in arid sandy soil. *Open Agriculture* 9. <https://doi.org/10.1515/opag-2022-0322>
- Muhammad Aslam M, Waseem M, Jakada BH, Okal EJ, Lei Z, Saqib HSA, Yuan W, Xu W, Zhang Q (2022) Mechanisms of Absciscic Acid-Mediated Drought Stress Responses in Plants. *International Journal of Molecular Sciences* 23, 1084. <https://doi.org/10.3390/ijms23031084>
- Musie W, Gonfa G (2023) Fresh water resource, scarcity, water salinity challenges and possible remedies: A review. *Heliyon* 9, e18685. <https://doi.org/10.1016/j.heliyon.2023.e18685>
- Niel EM (2021) Effect of Organic and Nitrogen Fertilizers on Soil Fertility and Wheat Productivity in a Newly Reclaimed Sandy Soil. *Alexandria Science Exchange Journal* 42, 573-582. <https://doi.org/10.21608/asejaiqsae.2021.182596>
- Nyaupane S, Poudel MR, Panthi B, Dhakal A, Paudel H, Bhandari R (2024) Drought stress effect, tolerance, and management in wheat – a review. *Cogent Food & Agriculture* 10, 2296094. <https://doi.org/10.1080/23311932.2023.2296094>
- Oguz MC, Aycan M, Oguz E, Poyraz I, Yildiz M (2022) Drought Stress Tolerance in Plants: Interplay of Molecular, Biochemical and Physiological Responses in Important Development Stages. *Physiologia* 2, 180-197.
- Parveen Z, Lalarukh I, Al Dhumri S, Naqvi A, Amjad S, Alsayied N, Hazaimah M, Alshammri W, Al Mutari M, Alhussayni, F, Al Rohily K, Albogami B, Abbas M, Abdelhafez A (2024). Does exogenous application of salicylic acid induce salt stress tolerance in potentially high-yielding modern wheat cultivars?. *Egypt J Soil Sci*, 64(2), 507-521. <https://doi.org/10.21608/ejss.2024.264755.1712>
- Patra BR, Mukherjee A, Nanda S, Dalai AK (2021) Biochar production, activation and adsorptive applications: a review. *Environmental Chemistry Letters* 19, 2237-2259. <https://doi.org/10.1007/s10311-020-01165-9>
- Poveda J, Martínez-Gómez Á, Fenoll C, Escobar C (2021) The Use of Biochar for Plant Pathogen Control. *Phytopathology* 111, 1490-1499. <https://doi.org/10.1094/phyto-06-20-0248-rvw>
- Saad AM, Elhabbak AK., Abbas MHH, Mohamed I, AbdelRahman MAE, Scopa A, Bassouny MA (2023) Can deficit irrigations be an optimum solution for increasing water productivity under arid conditions? A case study on wheat plants. *Saudi Journal of Biological Sciences* 30, 103537. <https://doi.org/10.1016/j.sjbs.2022.103537>
- Saed-Moucheshi A, Sohrabi F, Fasihfar E, Baniyasi F, Riasat M, Mozafari AA (2021) Superoxide dismutase (SOD) as a selection criterion for triticale grain yield under drought stress: a comprehensive study on genomics and expression profiling, bioinformatics, heritability, and phenotypic variability. *BMC Plant Biology* 21, 148.
- Salama A, Haggag I, Wanas M (2025). Growth, productivity and quality of cucumber plants as influenced by drought stress and salicylic acid under protected condition. *Egypt J Soil Sci* 65(1), 1-14. <https://doi.org/10.21608/ejss.2024.305373.1817>
- Slafer GA, Savin R, Pinochet D, Calderini DF (2021) Chapter 3 - Wheat. In: Sadras VO, Calderini DF (Eds.), *Crop Physiology Case Histories for Major Crops*. Academic Press, pp. 98-163. <https://doi.org/10.1016/B978-0-12-819194-1.00003-7>
- Sparks DL, Page AL, Helmke PA, Loeppert RH, (2020) *Methods of Soil Analysis Part 3—Chemical Methods*. 5.3. SSSA Book Series 5, Madison, WI.
- Tahoun AMMA, El-Enin MMA, Mancy AG, Sheta MH, Shaaban A (2022) Integrative Soil Application of Humic Acid and Foliar Plant Growth Stimulants Improves Soil Properties and Wheat Yield and Quality in Nutrient-Poor Sandy Soil of a Semiarid Region. *J Soil Sci Plant Nutr* 22, 2857-2871. <https://doi.org/10.1007/s42729-022-00851-7>
- Tavanti TR, Melo AARd, Moreira LDK, Sanchez DEJ, Silva RdS, Silva Rmd, Reis ARd (2021) Micronutrient fertilization enhances ROS scavenging system for alleviation of abiotic stresses in plants. *Plant Physiology and Biochemistry* 160, 386-396. <https://doi.org/10.1016/j.plaphy.2021.01.040>
- Tolba M, Farid I, Siam H, Abbas M, Mohamed I, Mahmoud S, El-Sayed A (2021). Integrated Management of K -Additives to Improve the Productivity of Zucchini Plants Grown on a Poor Fertile Sandy Soil. *Egypt J Soil Sc*, 61(3), 355-365. <https://doi.org/10.21608/ejss.2021.99643.1472>

- Tzanakakis VA, Paranychanakis NV, Angelakis AN (2020) Water Supply and Water Scarcity. *Water* 12, 2347. <https://doi.org/10.3390/w12092347>
- van Beek LPH, Wada Y, Bierkens MFP (2011) Global monthly water stress: 1. Water balance and water availability. *Water Resources Research* 47. <https://doi.org/10.1029/2010WR009791>
- Wada, Y., van Beek, L.P.H., Viviroli, D., Dürr, H.H., Weingartner, R., Bierkens, M.F.P., 2011. Global monthly water stress: 2. Water demand and severity of water stress. *Water Resources Research* 47. <https://doi.org/10.1029/2010WR009792>
- Wan H, Liu X, Shi Q, Chen Y, Jiang M, Zhang J, Cui B, Hou J, Wei Z, Hossain MA, Liu F (2023) Biochar amendment alters root morphology of maize plant: Its implications in enhancing nutrient uptake and shoot growth under reduced irrigation regimes. *Frontiers in Plant Science*. 14:1122742. <https://doi.org/10.3389/fpls.2023.1122742>
- Wang Y, Thorup-Kristensen K, Jensen LS, Magid J (2016) Vigorous Root Growth Is a Better Indicator of Early Nutrient Uptake than Root Hair Traits in Spring Wheat Grown under Low Fertility. *Frontiers in Plant Science* 7. <https://doi.org/10.3389/fpls.2016.00865>
- Wang Z, Shen R, Ji S, Xie L, Zhang H (2021) Effects of biochar derived from sewage sludge and sewage sludge/cotton stalks on the immobilization and phytoavailability of Pb, Cu, and Zn in sandy loam soil. *Journal of Hazardous Materials* 419, 126468. <https://doi.org/10.1016/j.jhazmat.2021.126468>
- Yassen, A.N., Nam, W.-H., Hong, E.-M., 2020. Impact of climate change on reference evapotranspiration in Egypt. *CATENA* 194, 104711. <https://doi.org/10.1016/j.catena.2020.104711>
- Zaheer MS, Ali HH, Soufan W, Iqbal R, Habib-ur-Rahman M, Iqbal J, Israr M, El Sabagh A (2021) Potential Effects of Biochar Application for Improving Wheat (*Triticum aestivum* L.) Growth and Soil Biochemical Properties under Drought Stress Conditions. *Land* 10, 1125. <https://doi.org/10.3390/land10111125>
- Zahoor R, Dong H, Abid M, Zhao W, Wang Y, Zhou Z (2017) Potassium fertilizer improves drought stress alleviation potential in cotton by enhancing photosynthesis and carbohydrate metabolism. *Environmental and Experimental Botany* 137, 73-83. <https://doi.org/10.1016/j.envexpbot.2017.02.002>
- Zhang X, Zou G, Chu H, Shen Z, Zhang Y, Abbas MHH, Albogami BZ, Zhou L and Abdelhafez AA (2023) Biochar applications for treating potentially toxic elements (PTEs) contaminated soils and water: a review. *Front. Bioeng. Biotechnol.* 11:1258483. <https://doi.org/10.3389/fbioe.2023.1258483>
- Zhao X, Sheisha H, Thomas I, Salem A, Sun Q, Liu Y, Mashaly H, Nian X, Chen J, Finlayson B, Chen Z (2021) Climate-driven early agricultural origins and development in the Nile Delta, Egypt. *Journal of Archaeological Science* 136, 105498. <https://doi.org/10.1016/j.jas.2021.105498>
- Zhou G, Liu C, Cheng Y, Ruan M, Ye Q, Wang R, Yao Z, Wan H (2022) Molecular Evolution and Functional Divergence of Stress-Responsive Cu/Zn Superoxide Dismutases in Plants. *International Journal of Molecular Sciences* 23, 7082. <https://doi.org/10.3390/ijms23137082>
- Zulfiqar B, Raza MAS, Saleem MF, Aslam MU, Iqbal R, Muhammad F, Amin J, Ibrahim MA, Khan IH (2022). Biochar enhances wheat crop productivity by mitigating the effects of drought: Insights into physiological and antioxidant defense mechanisms. *PLOS ONE* 17, e0267819. <https://doi.org/10.1371/journal.pone.0267819>