



Potato Productivity in Response to Furrow Irrigation Practices, Rabbit Manure Rates, and Potassium Fertilizer Levels

Mahmoud M. EL-Sayed¹, Mostafa Gebreel¹, Ahamed M. Elglaly², Abdelhady K. Abdelhalem³

¹ Soils and Water Department, Faculty of Agriculture, Al-Azhar University, Assiut, Egypt

² Faculty of Agriculture Engineering -(Assiut Branch), Al-Azhar Univ., Assiut, Egypt

³ Soil, Water and Environ. Res. Inst., A.R.C., Giza, Egypt



A field experiment was carried out during the winter seasons of 2018/19 and 2019/20 at Agricultural Experimental Farm, Faculty of Agricultural, Al-Azhar University, Assiut, Egypt. To assess the effect of two furrow irrigation practices (conventional; CFI, and alternate; AFI), three rabbit manure application rates (R_0 , R_1 and R_2) and three potassium sulfate levels (KS_0 , KS_1 , and KS_2) on potato yield and its macronutrient contents and on some water relations. Also to develop local potato crop coefficient (Kc). The experiment was laid out in split-split plots design with three replicates. The obtained results indicated that, the CFI practice with R_0KS_0 realized the highest amount of both WCU and IWA through both seasons, it was 5399.7 and 7523.4 $m^3 ha^{-1}$, respectively. While the lowest amount of WCU and IWA were obtained by AFI practices with R_2KS_2 through both seasons it was 4063.7 and 5455.8 $m^3 ha^{-1}$, respectively. The highest values of both irrigation and crop water productivity were attained by AFI with R_2KS_2 through both seasons it was 9.42 and 7.02 $kg m^{-3}$, respectively. While the lowest values were obtained by CFI with R_0KS_0 through both seasons for the corresponding parameters it was 4.42 and 3.16 $kg m^{-3}$, respectively. Kc value started to increase at the beginning to reach its maximum value (Kc mid) at the time of near mature plant, it varied from: 0.63, 0.70, 1.03 and 0.98 for initial, development, mid and end season stages, respectively. The highest amount of saved water (28.23%) was attained by AFI practices with R_2KS_2 through both seasons compared to CFI with R_0KS_0 . Generally, the potato tuber yields and N, P, K content were significantly influenced by furrow irrigation practices, as well as by adding rabbit manure and potassium sulfate, the highest yields were 37.87 and 38.35 ton ha^{-1} for first and second seasons, respectively under AFI.

Keywords: Furrow irrigation, Rabbit manure, Potassium sulfate, Water consumptive use, Crop coefficient, Water productivity, Potato yield.

Introduction

Drought is a severe environmental stress limiting agricultural production in many countries. However, in Egypt water availability for agriculture production is being reduced as a consequence of global climate change, and growing demand for other uses. Therefore, great emphasis is placed on water management for dry conditions based on plant physiology, with the aim of increasing water use efficiency. In recent years, however, growing competition for scarce water resources has led to applying modified techniques for maximizing water use efficiency and improving crop yields and quality, particularly in arid and semi-arid regions as like

Egypt (Abdelraouf, 2016). Water conservation or partially root-zone irrigation is defined as the use of alternate furrow irrigation with reduced applied water to increase water production. Water infiltration into soil surface occurs in both directions horizontal and vertical (2-dimensional) and the fronts of infiltrate water from two adjacent furrows were overlap in the horizontal direction (Sepaskhah and Hosseini, 2008). Tafteh and Sepaskhah (2012) found that the cumulative deep percolation is lower at alternative furrow irrigation and fixed alternative furrow irrigation compared to continuous furrow irrigation. The partially root-zone irrigation strategy is an improvement over the deficit irrigation strategy in which irrigation is alternated spatially and

*Corresponding author e-mail: hady.khamis@outlook.com.

Received: 22/9/2022; Accepted: 29/10/2022

DOI: 10.21608/EJSS.2022.164734.1540

©2022 National Information and Documentation Center (NIDOC)

temporally to produce wet–dry cycles in many parts of the root zone (Morison et al., 2008 and Zin El-Abedin et al., 2019). Sarker et al. (2019) discovered that potato tuber yield, tuber quality, and potato water productivity were positively affected by alternative furrow irrigation in a raised bed system while potato yield slightly varied between alternative furrow irrigation and conventional furrow irrigation. Also, alternative furrow irrigation practice saved 35% of irrigation water and significantly improved irrigation water productivity by 50% compared to conventional furrow irrigation one. Abdel-Aziz et al 2017, studied the effect of applied irrigation water regimes on marketable yield, plant quality parameters, water use efficacy (WUE), irrigation water use efficiency (IWUE) and yield response factor (K_y) of potato (*Solanum Tuberosum* L.) crop. The values of potato Y_a under IR=100% treatment increased significantly by about 34 % compared to those under control treatment. Moreover, the maximum values of WUE and IWUE for potato tubers were 11.28 and 5.89 kg m⁻³, respectively, under IR=80% and SSDI treatment. The water productivity of conventional furrow irrigation could significantly be improved and substantial amount of water saved without significant yield reduction by renovating to alternative furrow irrigation technique (Du et al., 2010). Under semi-arid region, Kadam et al. (2021) revealed that potato K_c values during the vegetative, tuber development, and maturity stages were 0.55, 1.11, and 1.01, respectively. Under full irrigation and PRD for tomato crop, the highest tomato yields were obtained with the FULL (100% ETo) irrigation and high K application. Also, the proline concentration increased with increasing water stress. For PRD treatments, proline concentrations in the wet were less than dry side. The abscisic acid (ABA) concentration increased by many folds with PRD and DI techniques as compared to FULL irrigation. On the other hand, WUE increased with increasing K level and/or decreasing the amount water consumed by plants. The highest average WUE values were obtained with PRD and DI (Abdelhalem, 2007). Organic matter can improve soil structure and aeration, reduce soil bulk density, enhance water infiltration and retention, and increase microbial populations (Agbede et al., 2013). Sakara 2020 revealed that application of 75% N from recommended dose had maximum significant effect on vegetative growth and substantially improved the quantitative and qualitative traits of tuber yield. Also, with foliar application of Fe-EDTA results increase in vegetative growth parameters. Organic fertilizers are frequently or partially used instead of mineral fertilizers to

achieve sustainability of agricultural ecosystems without compromising productivity or quality (Hernández et al., 2016 and Abuarab et al., 2019). On the other hand, El-Dissoky 2019 reported that the form of nitrogen fertilizer is one of the important limitation factors for potato yield and quality, which depends primarily on the availability and cost of fertilizers. Bera et al. (2019) observed that applying different doses of potassium fertilizer significantly affected plant growth and potato yield. Elkhatib et al. (2019) reported that the potato growth parameters were increased as a result of adding 64 and 96 Kg K₂O/ fadden in combination with bio fertilizer. Abou zeid and El-Latif, 2017, showed that yield and quality of tuber increased with increasing potassium rates up to 120 kg K₂O/fed. In both seasons, the highest tuber yield was 14.85 ton/fed with potassium sulphate at 120 kg K₂O/fed. Also, Abd-Elrahman et al 2018, Potassium (K) is an essential element for plant growth that maintains water balance within its cells. The 50% irrigation level of irrigation requirements (IR) combined with K-humate as ground application increased water soluble and exchangeable K in the studied soil. Regarding the studied vegetative growth and yield parameters of the growing.

The study aims to evaluate the influence of different furrow irrigation practices, rabbit manure application rates and potassium sulfate levels on some water relations, potato yield and its NPK contents, and to develop a local potato crop coefficient (K_c).

2-Materials and Methods

A field experimental was conducted during the winter seasons of 2018/19 and 2019/20 at The Agricultural Experimental Farm, Faculty of Agriculture, Al-Azhar University, Assiut, Egypt (27° 12' 16.67" N latitude and 31° 09' 36.86" E longitude). The present research was conducted to study the effect of furrow irrigation practices, rabbit manure application rates and potassium sulfate levels on potato-water relations, potato yield and its NPK contents, and to develop local crop coefficient (K_c). The experiment was laid out in split split plots design with three replicates and consisted of 18 treatments. The main plots were allocated to two furrow irrigation practices (conventional furrow irrigation; CFI, and alternate furrow irrigation; AFI) that were bounded with buffer zone of 2 m width to avoid the horizontal seepage. The split units were assigned for rabbit manure application rates (R₀: 0; R₁: 6; and R₂: 12 ton ha⁻¹). The split-split units were devoted to potassium sulfate levels (KS₀: control, KS₁: 85 kg K₂O ha⁻¹, and KS₂: recommended dose; 170 kg K₂O ha⁻¹). The experimental plot has an area of 16 m² (4 m

width \times 4m length). The potato (Cara. cv.) was planted on the 10th of October in both growing seasons. Potato plants were harvested 120 days after planting. Potato fertilization was performed according to the recommended doses by Ministry of Agriculture (285 kg N ha⁻¹ and 180 kg P₂O₅ ha⁻¹).

At the experimental site, disturbed and undisturbed soil samples from the surface (0 – 30 cm) and (30 – 60 cm) layers were collected for physical and chemical analysis. The research area's important physical and chemical parameters were determined according to Page (1982) and Klute (1986) and the obtained values are shown in Table 1.

TABLE 1. Some soil chemical and physical properties of the experimental site

A- Chemical properties:

Soil depth (cm)	OM (g/kg)	CaCO ₃ (%)	pH	SP	ECe (dS/m)	SAR	Available nutrients (ppm)		
							N	P	K
0-30	17.12	3.50	7.94	76	1.21	3.75	68.35	10.10	130
30-60	14.25	3.34	7.98	75	1.14	3.64	66.00	9.65	125

OM = organic matter, pH= soil reaction, SP = saturation percent, ECe = salinity in soil past extract, SAR= sodium adsorption ratio.

B- Physical properties

Depth (cm)	Particle size analysis (%)			Texture class	Moisture content θ_v %		AW (%)	B _d (g/cm ³)	Inf. rate (cm/h)	HC (m/day)
	Sand	Silt	Clay		FC	WP				
30-60	25.50	39.50	37.00	Clay Loam	37	18.0	19	1.42		

FC = field capacity, WP = wilting point, AW = available water, B_d= bulk density, Inf. Rate = infiltration rate, HC= hydraulic conductivity.

Applied irrigation water (AIW):

You have to present how you calculated the applied water (it is presented in Table 5)

You have to present how the applied water to the plot was measured.

Actual consumptive water use (CU or ET_a):

The depth of water consumed (cm) from the root zone between two successive irrigations, was calculated from the following equation according to Israelsen and Hansen (1962).

$$CU = (D \cdot B_d \cdot (\theta_2 - \theta_1)) / 100$$

Where:

CU = Actual consumptive water use (cm).

D = the irrigation soil depth (cm).

B_d = bulk density of soil (g/cm³).

θ_2 = the percentage of soil moisture at field capacity.

θ_1 = the percentage of soil moisture before irrigation.

The soil moisture was measured gravimetrically on a dry basis just before and 24 hours after irrigation to obtain the actual water consumptive use.

Reference crop evapotranspiration (ET_o)

The climatic parameters at the studied area during the two successive growing seasons are presented in Table 2.

TABLE 2. Average monthly meteorological data at Assiut agro-meteorological station during the two seasons

Year	Month	T max (°C)	T min (°C)	RH (%)	WS (km/h)	Sunshine (hours)	ET _o (mm/day)
2018	October	32.6	18.9	46.5	18.1	10.0	7.58
	November	26.5	13.1	53.8	14.7	9.4	4.93
	December	20.8	8	62.8	16.3	9.0	3.62
2019	January	19.3	5.8	52.8	13.9	8.9	3.70
	October	33.6	19.3	47.6	16.9	10.0	7.52
	November	28.6	13.7	52	14	9.4	5.27
2020	December	21.5	8.1	57.7	15.4	9.0	3.86
	January	20.4	6.2	53.3	16.2	8.9	3.77

T max = maximum air temperature, T min = minimum air temperature, RH = Relative humidity, WS = wind speed, ET_o = reference crop evapotranspiration.

Reference crop evapotranspiration (ET_o) is estimated by the FAO Penman-Monteith method using the CROPWAT 8.0 model,

The FAO CROPWAT program (FAO, 2009) includes procedures for calculating reference crop evapotranspiration and crop water requirements, as well as crop water consumption simulations under a variety of climate, crop, and soil circumstances.

Potato crop coefficient (Kc)

The crop Kc is calculated as the ratio of crop ET_a and the reference crop evapotranspiration (ET_o)

$$Kc = \frac{ET_a}{ET_o}$$

Where:

ET_a = actual evapotranspiration measured for the grown potato crop (mm/day).

ET_o = reference crop evapotranspiration (mm/day).

Potato-water productivities

The irrigation water productivity of the marketable potato yield (kg tuber/m³ of water). The potato-water productivity values were calculated according to Bos (1985) as follows:

- Crop Water Productivity (kg m⁻³):

$$CWP = \frac{\text{Tuber Yield } \left(\frac{kg}{ha}\right)}{\text{Consumed Water } \left(\frac{m^3}{ha}\right)}$$

- Irrigation Water Productivity (kg m⁻³):

Actual evapotranspiration (ET_a) values as affected by different furrow irrigation practices, rabbit manure rates and potassium sulfate application levels during the potato growth stages in winter seasons of 2018/19 and 2019/20 are

which was reported in FAO Irrigation and Drainage Paper 56. (FAO 1998).

$$IWP = \frac{\text{Tuber Yield } \left(\frac{kg}{ha}\right)}{\text{Applied Water } \left(\frac{m^3}{ha}\right)}$$

- Water saving m³ ha⁻¹):

$$WS = \frac{\text{Applied water with (CFI)}}{\text{Applied Water with (AFI)}}$$

Potato Yield and NPK contents

At harvest time, 2 m² (1m x 2m) from each center area of plot were used to estimate potato yield then converted to yield/ha. The following parameters were determined:

- 1- Potato tubers yield (ton ha⁻¹).
- 2- Nitrogen content (g kg⁻¹)
- 3- Phosphorus content (g kg⁻¹).
- 4- Potassium content (g kg⁻¹) .

Statistical Analysis

One-way analysis of variance (ANOVA) and Duncan's multiple range test was used to determine the statistical significance of the differences between the treatment's effects on potato water relationships and yield. The analysis used SPSS software, and p < 0.05 was considered statistically significant.

3-Results and Discussion

1- Actual and reference crop evapotranspiration during different growth stages of potato plant:

presented in Table 3. Results indicated that, the furrow irrigation treatments affected the ET_a in both seasons. The ET_a values were higher under conventional furrows than those of alternative ones.

TABLE 3. Actual and reference crop evapotranspiration (mm) as affected by furrow irrigation, rabbit manure and potassium sulfate applications for potato growth stages during winter seasons of 2018/19 and 2019/20

Irrigation patterns	Treatments	Growth stage				Gross season (120 day)
	rabbit manure and K ₂ SO ₄	Initial (25 day)	Development (40 day)	Mid-season (30 day)	Late-season (25 day)	
		2018/2019				
CFI	R ₀ +KS ₀	132.1 a	168.64 a	131.22 a	106.2 a	538.16 a
	R ₀ +KS ₁	131.35 a	168.25 a	130.75 a	105.95 a	536.3 a
	R ₀ +KS ₂	130.75 a	167.85 a	130.12 a	104.76 a	533.48 b
	Average R ₀	131.4	168.2	130.7	105.6	536
	R ₁ +KS ₀	128.45 b	161.67 b	122.35 b	100.85 b	513.32 c
	R ₁ +KS ₁	126.55 c	160.45 b	121.75 b	98.35 c	507.1 d
	R ₁ +KS ₂	125.85 c	157.95 c	120.35 c	97.55 d	501.7 e
	Average R ₁	127	160	121.5	98.9	507.4
	R ₂ +KS ₀	120.45 d	152.82 d	118.65 d	95.75 e	487.67 f
	R ₂ +KS ₁	119.65 de	151.65 de	117.45 de	93.75 f	482.5 g
	R ₂ +KS ₂	117.52 e	150.65 e	115.85 e	91.82 g	475.84 h
	Average R ₂	119.2	151.7	117.3	93.8	482
AFI	R ₀ +KS ₁	114.27 f	145.37 f	113.25 f	91.11 h	464 i
	R ₀ +KS ₂	113.52 f	144.95 f	112.2 f	89.35 h	460.02 j
	Average R ₀	113.9	145.2	112.7	90.2	462
	R ₁ +KS ₀	111.15 g	140.29 g	106.12 g	86.59 i	444.15 k
	R ₁ +KS ₁	109.85 h	138.15 gh	104.22 gh	84.11 j	436.33 l
	R ₁ +KS ₂	108.48 h	137.42 h	103.04 h	83.18 j	432.12 m
	Average R ₁	109.8	138.6	104.5	84.6	437.5
	R ₂ +KS ₀	104.15 i	132.34 i	102.87 hi	81.53 k	420.89 n
	R ₂ +KS ₁	103.25 i j	130.93 j	101.81 i	79.25 l	415.24 o
	R ₂ +KS ₂	100.24 k	128.85 k	99.12 j	77.45 m	405.66 p
	Average R ₂	102.5	130.7	101.3	79.4	413.9
			2019/2020			
CFI	R ₀ +KS ₀	133.13 a	169.79 a	132.98 a	105.87 a	541.77 a
	R ₀ +KS ₁	132.85 a	169.25 a	132.75 a	105.55 a	540.4 a
	R ₀ +KS ₂	131.95 a	168.85 a	131.62 a	103.79 a	536.21 b
	Average R ₀	132.6	169.3	132.5	105.1	539.5
	R ₁ +KS ₀	129.75 b	162.86 b	123.75 b	99.89 b	516.25 c
	R ₁ +KS ₁	127.59 c	162.25 b	122.55 bc	97.75 c	510.14 d
	R ₁ +KS ₂	126.65 c	159.55 c	121.65 c	96.65 c	504.5 e
	Average R ₁	128	161.6	122.7	98.1	510.3
	R ₂ +KS ₀	121.87 d	154.35 d	119.87 d	94.78 d	490.87 f
	R ₂ +KS ₁	120.98 d	152.95 e	118.65 de	92.97 e	485.55 g
	R ₂ +KS ₂	118.65 e	151.85 e	117.45 e	91.25 f	479.2 h
	Average R ₂	120.5	153.1	118.7	93	485.2
AFI	R ₀ +KS ₁	115.17 f	146.31 f	114.21 f	89 g	464.69 I
	R ₀ +KS ₂	114.35 f	145.76 f	113.15 g	88.13 g	461.39 j
	Average R ₀	114.8	146	113.7	88.6	463
	R ₁ +KS ₀	112.11 g	141.19 g	107.09 h	85.29 h	445.68 k
	R ₁ +KS ₁	110.65 h	139.07 h	105.22 i	83.03 i	437.97 l
	R ₁ +KS ₂	109.41 h	138.27 h	104 i	82.11 j	433.79 m
	Average R ₁	110.7	139.5	105.4	83.5	437.97 l
	R ₂ +KS ₀	105.18 i	133.24 i	103.64 j	80.35 k	422.41 n
	R ₂ +KS ₁	104.22 i	131.68 i	102.63 jk	78.14 l	416.67 o
	R ₂ +KS ₂	101.12 j	129.55 j	100.12 k	76.29 m	407.08 p
	Average R ₂	109.41	138.27	104	82.11	413.9
	ETo 2018/19	189.5	207.9	108.8	92.5	598.7
ETo 2019/20	188	218.7	115.5	94.3	616.4	

(CFI = conventional furrow irrigation - AFI alternate furrow irrigation) - (R₀= 0, R₁= 6 and R₂= 12 ton ha⁻¹ Rabbit Manure) - (KS₀= 0, KS₁= 85 and KS₂= 170 kg K₂O ha⁻¹)

Also, it was noticed that the ET_a values at the different potato growth stages were slightly higher in 2019/20 season than those of 2018/19 season. This may be due to the variation in the weather conditions, especially temperature (Table 2). The higher temperature would automatically result in higher water consumptive use. This pattern is consistent with that observed by Attia *et al.* (2015), Yang *et al.* (2015), Abdel-Aziz *et al.* 2017 and EL-Sayed, *et al.* (2020). Also, the results in Table 3 demonstrated that the rabbit manure and potassium sulfate affected ET_a values since they decreased as rabbit manure and potassium sulfate applications increased compared to control treatment (zero addition). The addition of organic amendments with Mycorrhiza improved porosity, hydraulic conductivity and soil structure and contract decreased (Celik *et al.*, 2004). Also, a factor in managing crop residue and erosion control as indicated by increased aggregate stability in soil (McVay *et al.*, 2006).

The reference crop evapotranspiration (ET_o) in Table 2 values which they estimated by the empirical equation of FAO Penman-Monteith in both seasons revealed that the ET_o values started high according to the high temperature in the early stage (Table 2). The results indicated that ET_o at the different stages slightly increased in winter season of 2019/20 compared to that of 2018/19. This may be due to the variation in the weather conditions, especially temperature. The higher temperature would automatically result in higher reference evapotranspiration.

2- Crop coefficient (Kc)

The crop coefficient reflects all the crop characteristics (sowing date, rate of crop development and length of growing season) under certain climatic conditions. Due to the variations in the crop characteristics throughout its growing season, Kc values for a given crop changes from sowing till harvest. For potato crop the values of Kc were small under all treatments shortly after planting. The Kc values started to increase from the initial Kc value at the beginning and reached a maximum value (Kc mid) at the time of maximum or near maximum plant end. This tendency was obtained in both growing seasons (Table 4). In general, the calculated Kc values at different potato growth stages were not always identical in both seasons. They were less in the second season than those in the first one. The average Kc values varied from: 0.63, 0.70, 1.03, 0.98 and 0.93 for initial, development, mid and end season stages, respectively. The Kc values were under CFI were higher than under AFI treatments in two seasons. It was 0.67, 0.78,

0.114 and 1.09 for CFI and 0.59, 0.68, 1.0 and 0.94 for AFI for initial, development, mid and end season respectively in the first season. But in the second one it was 0.67, 0.73, 0.107 and 1.04 for CFI and 0.58, 0.63, 0.92 and 0.88 for AFI for initial, development, mid and end season respectively in the first season. These results agree with those obtained by Alatway *et al.* (2019) and Kadam *et al.* (2021).

3- Potato crop water relations:

The highest value of water consumption use (WCU) and irrigation water applied (IWA) were realized under CFI with $R_0 + KS_0$ treatment and they were 5417.7 and 7587.65 $m^3 ha^{-1}$, respectively in the 2nd season (Table 5). The lowest values of WCU and IWA were attained under AFI with $R_2 + KS_2$ treatment and they were 4056.60 and 5465.64 $m^3 ha^{-1}$, respectively in the 1st season. These findings are in agreement with those obtained by Gebremariam *et al.* (2018) and Sarker *et al.* (2019).

Crop water productivity (CWP) and irrigation water productivity (IWP) as affected by furrow irrigation, rabbit manure and potassium sulfate applications for potato plants in winter season of 2018/19 and 2019/20 is presented in Table (5). The furrow irrigation treatments affected CWP and IWP through both seasons since they were increased under AFI practice but they decreased under CFI through both seasons. The highest values of CWP (9.49 $kg m^{-3}$) and IWP (7.10 $kg m^{-3}$) were recorded under AFI with $R_2 + KS_2$ in the 2nd season. The lowest values of CWP (4.38 $kg m^{-3}$) and IWP (3.16 $kg m^{-3}$) were recorded under CFI with $R_0 + KS_0$ in the 1st season. It could be concluded that conventional furrow irrigation (CFI) practiced by many farmers causes an increase in the irrigation water applied which negatively affects soil properties, fertilizers and ground water over the long term. So the alternate furrow irrigation (AFI) is suitable to achieve high potato production with minimum water applied. These results are consistent with those obtained by Gebremariam *et al.* (2018), Sarker *et al.* (2019) and Elglaly *et al.* (2021). Also, the rabbit manure and potassium sulfate applications realized positive significant effects on CWP and IWP. Results indicated that, CWP values increased with increasing rabbit manure and potassium sulfate applications compared to zero addition (control treatment), while the IWA values decreased with increasing the rates of manure and potassium levels. The obtained results are due to improving soil water holding capacity with increasing the application rates of manure and the role of potassium in enhancing crop ability to water stress.

TABLE 4. Crop coefficient Kc (mm) as affected by furrow irrigation, rabbit manure and potassium sulfate applications for Potato crop through growth stages during winter season of 2018/19 and 2019/20

Treatments		Growth stage				Average
Irrigation patterns	rabbit manure and k ₂ SO ₄	Initial (25 day)	Development (40 day)	Mid (30 day)	End (25 day)	
2018/2019						
CFI	R ₀ +KS ₀	0.7 a	0.81 a	1.21 a	1.15 a	0.9
	R ₀ +KS ₁	0.69 a	0.81 a	1.2 a	1.15 a	0.96
	R ₀ +KS ₂	0.69 a	0.81 a	1.2 a	1.13 a	0.96
	R ₁ +KS ₀	0.68 a	0.78 ab	1.12 b	1.09 b	0.92
	R ₁ +KS ₁	0.67 a	0.77 ab	1.12 b	1.06 c	0.91
	R ₁ +KS ₂	0.66 a	0.76 b	1.11 b	1.05 c	0.9
	R ₂ +KS ₀	0.64 ab	0.74 b	1.09 b	1.04 c	0.87
	R ₂ +KS ₁	0.63 ab	0.73 b	1.08 bc	1.01 d	0.86
AFI	R ₀ +KS ₁	0.6 b	0.7 c	1.04 c	0.98 d	0.83
	R ₀ +KS ₂	0.6 b	0.7 c	1.03 c	0.97 d	0.82
	R ₁ +KS ₀	0.59 b	0.67 c	0.98 d	0.94 e	0.79
	R ₁ +KS ₁	0.58 b	0.66 c	0.96 d	0.91 e	0.78
	R ₁ +KS ₂	0.57 bc	0.66 c	0.95 d	0.9 e	0.77
	R ₂ +KS ₀	0.55 c	0.64 d	0.95 d	0.88 f	0.75
	R ₂ +KS ₁	0.54c	0.63 d	0.94 d	0.86 f	0.74
	R ₂ +KS ₂	0.53 c	0.62 d	0.91 e	0.84 fg	0.72
2019/2020						
CFI	R ₀ +KS ₀	0.71 a	0.78 a	1.15 a	1.12 a	0.88
	R ₀ +KS ₁	0.71 a	0.77 a	1.15 a	1.12 a	0.94
	R ₀ +KS ₂	0.7 a	0.77 a	1.14 a	1.1 a	0.93
	R ₁ +KS ₀	0.69 a	0.74 b	1.07 b	1.06 b	0.89
	R ₁ +KS ₁	0.68 a	0.74 b	1.06 b	1.04 b	0.88
	R ₁ +KS ₂	0.67 a	0.73 b	1.05 b	1.03 b	0.87
	R ₂ +KS ₀	0.65 b	0.71 c	1.04 c	1.01 bc	0.85
	R ₂ +KS ₁	0.64 b	0.7 c	1.03 c	0.99 c	0.84
AFI	R ₀ +KS ₁	0.61 bc	0.67 cd	0.99 d	0.94 cd	0.8
	R ₀ +KS ₂	0.61 bc	0.67 cd	0.98 d	0.94 cd	0.8
	R ₁ +KS ₀	0.6 c	0.65 d	0.93 e	0.9 d	0.77
	R ₁ +KS ₁	0.59 c	0.64 d	0.91 e	0.88 d	0.75
	R ₁ +KS ₂	0.58 c	0.63 d	0.9 e	0.87 d	0.75
	R ₂ +KS ₀	0.56 cd	0.61 de	0.9 e	0.85 e	0.73
	R ₂ +KS ₁	0.55 cd	0.6 de	0.89 e	0.83 e	0.72
	R ₂ +KS ₂	0.54 d	0.59 e	0.87 ef	0.81 e	0.7

CFI = conventional furrow irrigation - AFI alternate furrow irrigation) - (R₀= 0, R₁= 6 and R₂= 12 ton ha⁻¹ Rabbit Manure) - (KS₀= 0, KS₁= 85 and KS₂= 170 kg K₂O ha⁻¹)

TABLE 5. Water consumptive use, irrigation water applied, crop water productivity and irrigation water productivity that affected by furrow irrigation, rabbit manure and potassium sulfate applications for potato crop during winter season of 2018/19 and 2019/20

Treatments		Tubers Yield (Mg ha ⁻¹)	Water consumptive use (m ³ ha ⁻¹)	Irrigation water applied (m ³ ha ⁻¹)	Crop water productivity (Kg m ⁻³)	Irrigation water productivity (k g m ⁻³)
Irrigation systems	Rabbit manure and k ₂ SO ₄					
2018/2019						
CFI	R ₀ +KS ₀	23.56 o	5381.6 a	7459.96 a	4.38 j	3.16 j
	R ₀ +KS ₁	26.65 n	5363 b	7448.61 b	4.97 i	3.58 i
	R ₀ +KS ₂	28.45 l	5334.8 c	7307.95 c	5.33 h	3.89 h
	R ₁ +KS ₀	28.50 l	5133.2 d	7080.28 d	5.55 h	4.03 h
	R ₁ +KS ₁	30.75 i	5071 e	6913.43 e	6.06 g	4.45 g
	R ₁ +KS ₂	32.65 g	5017 f	6802.71 f	6.51 f	4.80 f
	R ₂ +KS ₀	32.45 g	4876.7 g	6642.2 g	6.65 f	4.89 f
	R ₂ +KS ₁	33.56 f	4825 h	6537.94 h	6.96 e	5.13 e
	R ₂ +KS ₂	35.35 c	4758.4 i	6434.62 i	7.43 de	5.49 de
AFI	R ₀ +KS ₁	26.97 m	4640 j	6312.93 j	5.81 g	4.27 gh
	R ₀ +KS ₂	28.64 k	4600.2 k	6254.52 k	6.23 fg	4.58 g
	R ₁ +KS ₀	29.11 j	4441.5 l	6030.55 l	6.55 f	4.83 f
	R ₁ +KS ₁	31.35 h	4363.3 m	5921.96 m	7.18 e	5.29 e
	R ₁ +KS ₂	33.95 f	4321.17 n	5839.41 n	7.86 d	5.81 d
	R ₂ +KS ₀	34.75 d	4208.87 o	5691.51 o	8.26 c	6.11 c
	R ₂ +KS ₁	36.82 b	4152.4 p	5603.78 p	8.87 b	6.57 b
	R ₂ +KS ₂	37.87 a	4056.6 q	5465.64 q	9.34 a	6.93 a
2019/2020						
CFI	R ₀ +KS ₀	24.15 l	5417.7 a	7587.65 a	4.46 j	3.18 j
	R ₀ +KS ₁	27.25 k	5404 b	7542.22 b	5.04 i	3.61 i
	R ₀ +KS ₂	28.76 j	5362.1 c	7447.36 c	5.36 h	3.86 h
	R ₁ +KS ₀	28.98 i	5162.5 d	7084.53 d	5.61 gh	4.09 h
	R ₁ +KS ₁	31.45 g	5101.4 e	6988.22 e	6.16 g	4.50 g
	R ₁ +KS ₂	33.18 e	5045 f	6887.37 f	6.58 f	4.82 f
	R ₂ +KS ₀	32.87 f	4908.7 g	6696.73 g	6.70 f	4.91 f
	R ₂ +KS ₁	34.51 d	4855.5 h	6592.67 h	7.11 fe	5.23 e
	R ₂ +KS ₂	35.88 c	4792 i	6475.68 i	7.49 de	5.54 de
AFI	R ₀ +KS ₁	27.35 k	4646.9 j	6318.01 j	5.89 g	4.33 g
	R ₀ +KS ₂	29.15 i	4613.9 k	5974.33 k	6.32 f	4.88 f
	R ₁ +KS ₀	29.76 h	4456.8 l	6034.94 l	6.68 f	4.93 f
	R ₁ +KS ₁	31.65 g	4379.7 m	5918.51 m	7.23 e	5.35 e
	R ₁ +KS ₂	34.22 d	4337.9 n	5852.54 n	7.89 d	5.85 d
	R ₂ +KS ₀	35.45 c	4224.1 o	5708.24 o	8.39 c	6.21 c
	R ₂ +KS ₁	37.23 b	4166.7 p	5604.17 p	8.94 b	6.64 b
	R ₂ +KS ₂	38.65 a	4070.8 q	5445.89 q	9.49 a	7.10 a

CFI = conventional furrow irrigation - AFI alternate furrow irrigation) - (R₀= 0, R₁= 6 and R₂= 12 ton ha⁻¹ Rabbit Manure) - (KS₀= 0, KS₁= 85 and KS₂= 170 kg K₂O ha⁻¹)

4- The saved water:

The results in Fig (1 & 2) show that the highest amount of saved water (2141.76m³ ha⁻¹) was recorded under alternative furrow irrigation (AFI) with R₂+KS₂ treatment in the 2nd season compared to conventional furrow irrigation (CFI) with R₀+KS₀ treatment. The saved water was about 28.23% under AFI with R₁₂+KS_{100%} treatment compared to that of CFI with R₀+KS₀. In general, it could be concluded that the best method to irrigation potato should give the maximum crop yield and minimum amount of irrigation water. Therefore, estimating irrigation water economic becomes

very important for planning irrigation management since over irrigation causes nutrients leaching and water losses resulting in low irrigation efficiency. The saved water under AFI with rabbit manure and potassium sulfate applications might be due to the lowest area of spreading irrigation water along the alternative furrows. The obtained results are compatible with those obtained by Ahmad et al., 2009; Ahamd et al., 2011; FAO, 2016; Sarker et al., 2016; EL-Sayed, et al. 2020 and Elglaly et al. 2021.

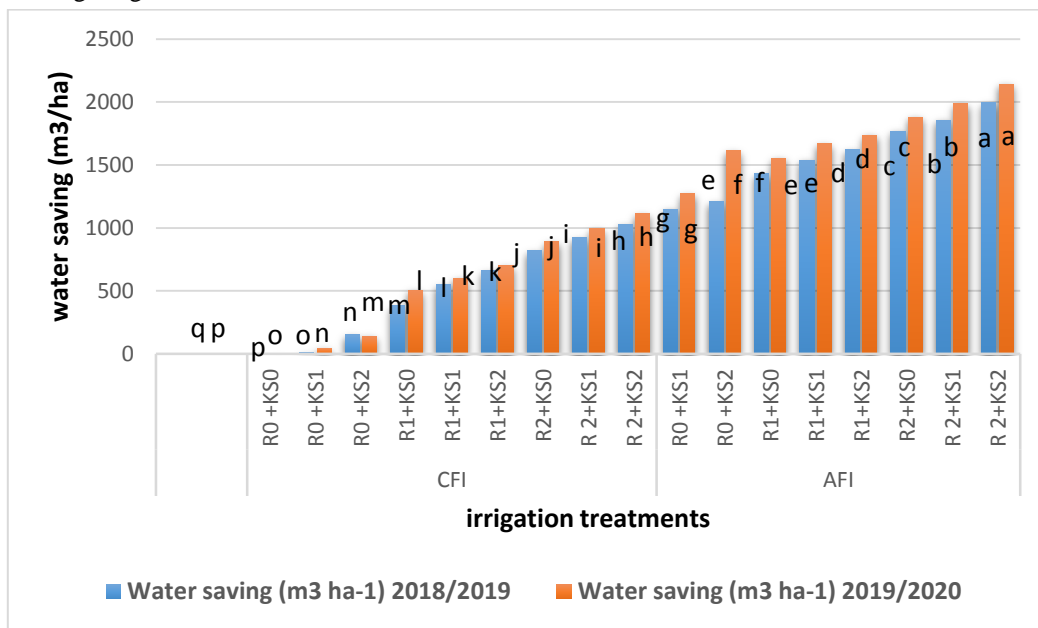


Fig 1. Saved water as affected by furrow irrigation, rabbit manure and potassium sulfate applications for potato plants during winter season of 2018/19.

CFI = conventional furrow irrigation - AFI alternate furrow irrigation) - (R₀= 0, R₁= 6 and R₂= 12 ton ha⁻¹ Rabbit Manure) - (KS₀= 0, KS₁= 85 and KS₂= 170 kg K₂O ha⁻¹).

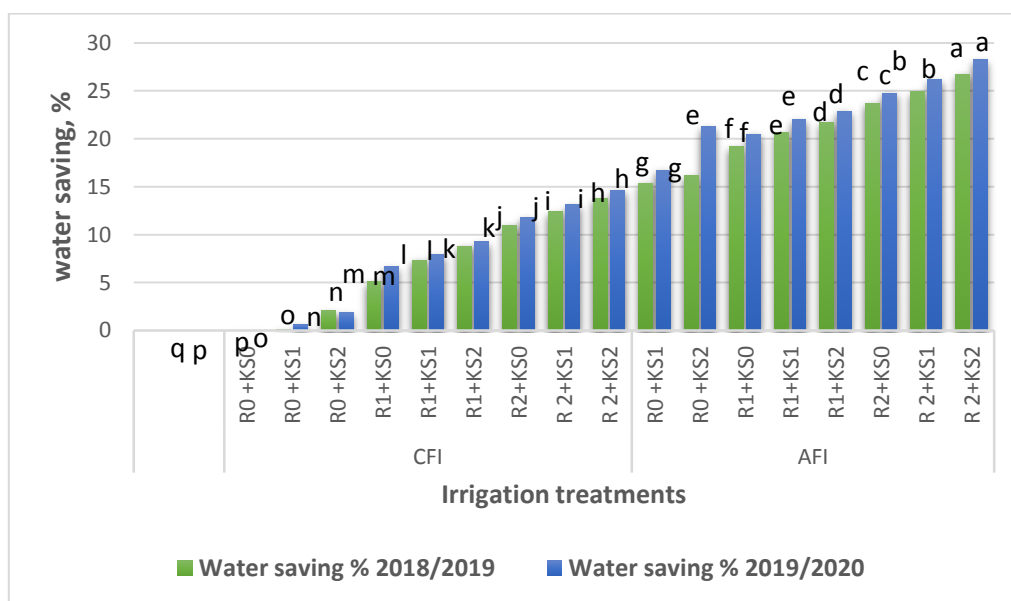


Fig 2. Saved water as affected by furrow irrigation, rabbit manure and potassium sulfate applications for potato plants during winter season of 2019/20.

5- Potato yield and its nutrients content

The potato tuber yields were significantly influenced by furrow irrigation and additions of rabbit manure and potassium sulfate Table (6) and represented in Fig (3 and 4). Alternate furrow irrigating (AFI) with R₂+KS₂ gave the highest tuber yield of 37.87 and 38.65 t ha⁻¹ in the 1st and 2nd seasons, respectively. Conventional furrow irrigating (CFI) with R₀ +KS₀ realized the lowest tuber yield of

23.56 and 24.15 t ha⁻¹ for the corresponding seasons. In accordance with this result, Kassaye *et al.* (2020) reported that different irrigation methods affected the tuber yield. There was a significant effect of additions of rabbit manure and potassium sulfate. Similar result was acquired by Ahmed *et al.* (2019), Abd-Elrahman *et al.* (2018), Sakara 2020 and Elglaly *et al.* (2021) who reported that organic manures application increased tuber yield of potato.

TABLE 6. Tubers Yield and macronutrients content (NPK) that affected by furrow irrigation, rabbit manure and potassium sulfate applications for potato plants during winter season of 2018/19 and 2019/20

Treatments		Tubers Yield (Mg ha ⁻¹)	nitrogen content (g kg ⁻¹)	phosphorus content (g kg ⁻¹)	potassium content (g kg ⁻¹)				
Irrigation systems	rabbit manure and k ₂ SO ₄					2018/2019		2019/2020	
CFI	R ₀ +KS ₀	23.56 o	17.67 m	3.67 i	31.45 o				
	R ₀ +KS ₁	26.65 n	18.45 l	3.73 i	34.95 n				
	R ₀ +KS ₂	28.45 l	18.65 l	3.95 h	35.35 m				
	R ₁ +KS ₀	28.50 l	20.33 i	4.33 g	36.56 k				
	R ₁ +KS ₁	30.75 i	21.23 g	4.67 e	41.45 h				
	R ₁ +KS ₂	32.65 g	21.55 f	4.98 c	45.15f				
	R ₂ +KS ₀	32.45 g	22.64 d	4.76 d	39.95 j				
	R ₂ +KS ₁	33.56 f	23.43 c	5.11 c	45.35 e				
AFI	R ₂ +KS ₂	35.35 c	23.87 b	5.34 b	48.35 b				
	R ₀ +KS ₁	26.97 m	19.24 k	3.92 h	35.12 n				
	R ₀ +KS ₂	28.64 k	19.65 j	3.98 h	35.85 l				
	R ₁ +KS ₀	29.11 j	20.97 h	4.55 f	37.24 j				
	R ₁ +KS ₁	31.35 h	21.54 f	4.85 d	43.15 g				
	R ₁ +KS ₂	33.95 f	22.11 e	5.07 c	45.95 d				
	R ₂ +KS ₀	34.75 d	22.74 d	5.15 c	40.80 i				
	R ₂ +KS ₁	36.82 b	23.76 b	5.36 b	46.48 c				
2019/2020									
CFI	R ₂ +KS ₂	37.87 a	24.30 a	5.74 a	49.11 a				
	R ₀ +KS ₀	24.15 l	18.76 k	3.57 g	31.64 n				
	R ₀ +KS ₁	27.25 k	19.34 j	3.63 g	35.24 m				
	R ₀ +KS ₂	28.76 j	19.65 i	3.78 f	35.95 l				
	R ₁ +KS ₀	28.98 i	20.44 h	4.39 e	36.85 k				
	R ₁ +KS ₁	31.45 g	21.06 g	4.63 de	41.68 g				
	R ₁ +KS ₂	33.18 e	23.16 d	4.96 d	45.65 e				
	R ₂ +KS ₀	32.87 f	22.55 e	4.86 d	40.23 i				
AFI	R ₂ +KS ₁	34.51 d	24.23 c	5.03 cd	45.87 e				
	R ₂ +KS ₂	35.88 c	25.84 a	5.22 c	48.68 b				
	R ₀ +KS ₁	27.35 k	19.52 j	4.65 de	35.48 m				
	R ₀ +KS ₂	29.15 i	19.91 i	4.85 d	36.25 l				
	R ₁ +KS ₀	29.76 h	20.89 g	4.74 de	37.84 j				
	R ₁ +KS ₁	31.65 g	22.12 f	4.90 d	43.65 f				
	R ₁ +KS ₂	34.22 d	24.51 c	5.01 cd	46.18 d				
	R ₂ +KS ₀	35.45 c	22.97 d	5.13 c	41.25 h				
R ₂ +KS ₁	37.23 b	25.42 b	5.37 b	46.95c					
R ₂ +KS ₂	38.65 a	26.25 a	5.73 a	49.57 a					

CFI = conventional furrow irrigation - AFI alternate furrow irrigation) - ($R_0= 0$, $R_1= 6$ and $R_2= 12$ ton ha^{-1} Rabbit Manure) - ($KS_0= 0$, $KS_1= 85$ and $KS_2= 170$ kg K_2O ha^{-1})

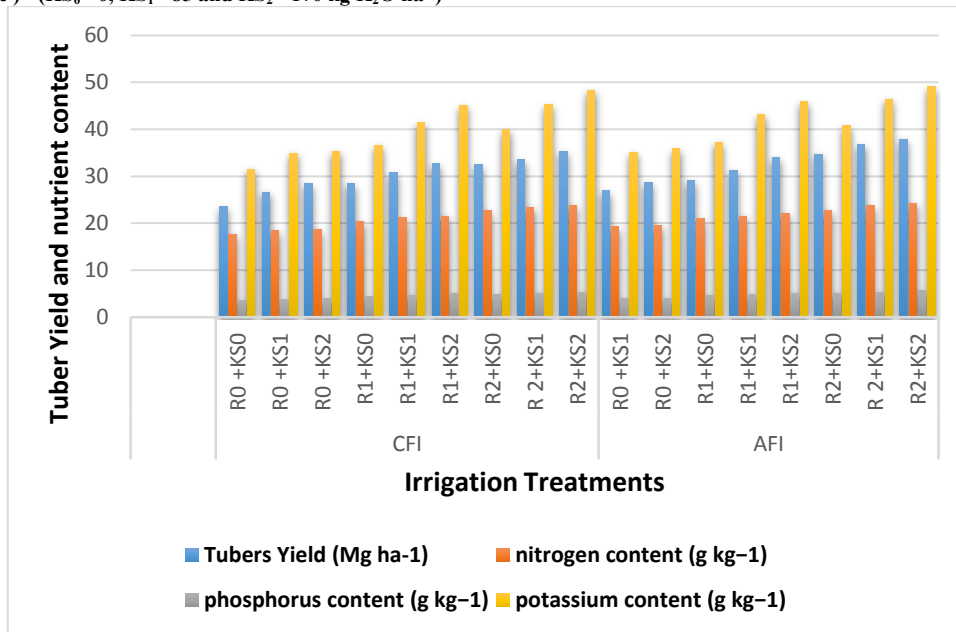


Fig 3. Tubers Yield and macronutrients content (NPK) that affected by furrow irrigation, rabbit manure and potassium sulphate applications for potato plants during winter season of 2018/19.

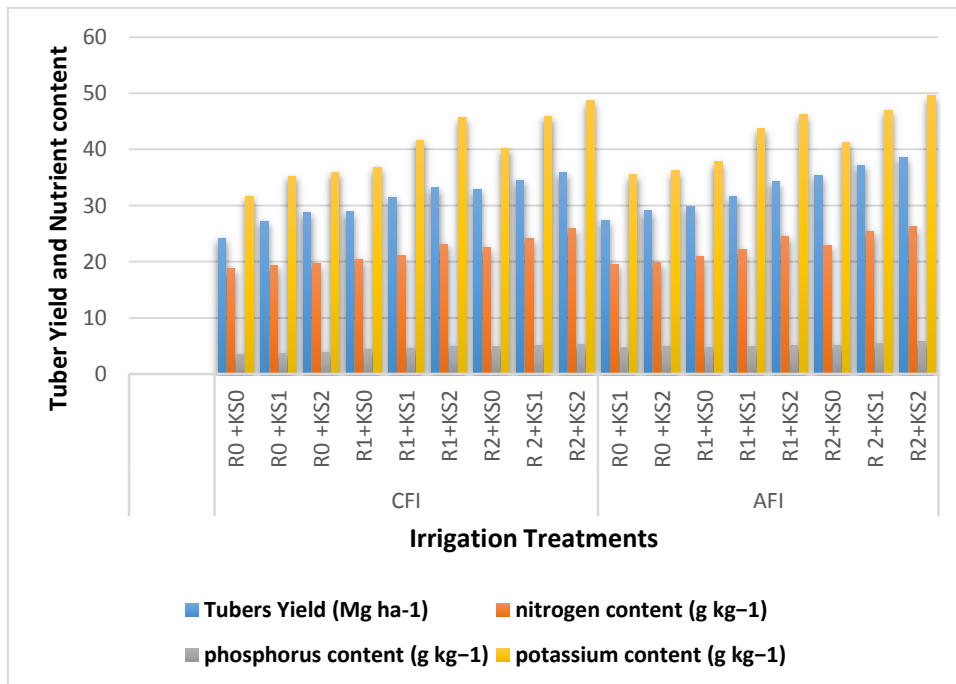


Fig 4. Tubers Yield and macronutrients content (NPK) that affected by furrow irrigation, rabbit manure and potassium sulphate applications for potato plants during winter season of 2019/20.

Nitrogen content of potato was significantly influenced by furrow irrigation and additions of rabbit manure and potassium sulfate Table (6) and Fig (3 and 4). The Alternate furrow irrigation (AFI) with $R_{12}+KS_{100\%}$ gave the highest N content of 24.30 and 26.25 $g\ kg^{-1}$ in the 1st and 2nd season, respectively. The conventional furrow irrigation (CFI) with R_0

+ KS_0 gave the lowest N content of 17.67 and 18.76 $g\ kg^{-1}$ for the corresponding seasons.

Phosphorus content of potato was significantly influenced by furrow irrigation and additions of rabbit manure and potassium sulfate Table (6). The Alternate furrow irrigation (AFI) with $R_{12}+KS_{100\%}$ attain the

highest P content of 5.74 and 5.73 g kg⁻¹ in the 1st and 2nd season, respectively. The conventional furrow irrigation (CFI) with R₀+KS₀ recorded the lowest P content of 3.67 and 3.57 g kg⁻¹ for the corresponding seasons.

Potassium content of potato was significantly influenced by furrow irrigation and additions of rabbit manure and potassium sulfate Table (6). The Alternate furrow irrigation (AFI) with R₂+KS₂ gave the highest K content of 49.11 and 49.57 g kg⁻¹ in the 1st and 2nd season, respectively. The conventional furrow irrigation (CFI) with R₀+KS₀ gave the lowest K content of 31.45 and 31.64 g kg⁻¹ for the corresponding seasons. Similar results were acquired by El-Sayed et al. (2015) and Elglaly et al. (2021).

It might be concluded that practiced the Alternate furrow irrigation (AFI) with R₂+KS₂ achieved the highest tuber yield of potato crop and its quality. Also this management practice of AFI with R₂+KS₂ realized the highest potato water relationships since it recorded the highest crop water productivity (≈ 9.5 kg m⁻³) and irrigation water productivity (≈ 7 kg m⁻³) as well as saved high amount of irrigation water (28.23%) that might be used to irrigate other crops.

Conclusions

The water saving ranged from 8.2 to 22.8% for CFI and AFI over two season and the highest values were 14.7 and 28.3% with high level from manure and K fertilizer under CFI and AFI, respectively.

It might be concluded that practiced the alternate furrow as an irrigation system with R₁₂KS_{100%} achieved the highest potato tuber yield with good quality.

4-Referenes

- Abdel-Aziz A., Y.A. Arafa and A. Sadik (2017). Maximizing water use efficiency for some plants by treated magnetic water technique under East Owainat conditions. *Egyptian Journal of Soil Science*, **57**(3), 353-369.
- Abdelhalem, A.K., 2007. Effect of partial root zone drying and deficit irrigation techniques on the response and water use efficiency of tomato crop in calcareous soil. Ph.D., Soil and water department, Faculty of Agriculture, Alexandria University.
- Abd-Elrahman, Shaimaa. H., and Taha, N. M. (2018). Comparison between organic and mineral sources of potassium and their effects on potassium fractions in clay soil and productivity of potato plants under water stress conditions. *Egyptian Journal of Soil Science*, **58**(2), 193-206.
- Abdelraouf, R. E. (2016). Effect of partial root zone drying and deficit irrigation techniques for saving water and improving productivity of potato. *International Journal of Chem. Tech Research*, **9**(8), 170-177.
- Abou zeid, S. T. and A. L. A. El-Latif,. (2017). Evaluation of potassium sources and rates on the yield and quality of fertigated potato grown in sandy soil. *Egyptian Journal of Soil Science*, **57**(1), 15-21.
- Abuarab, M.E., EL-mogy, M.M., Hassan, A.M., Abdeldaym, E.A., Abbelkader, N.H. and EL-sawy, M. (2019). The effects of root aeration and different soil conditioners on the nutritional values, yield, and water productivity of potato in clay loam soil. In: *Agronomy*, vol. 9, no. 8, 418. DOI: 10.3390/agronomy9080418.
- Agbede, T.M.; Adekiya A.O. and Ogeh J.S. (2013). Effects of organic fertilizers on yam productivity and some soil properties of a nutrient-depleted tropical Alfisol. *Archives of Agronomy and Soil Science* **59**(4-6): 803-822.
- Ahmad, R. N., M. Arshad and M.A. Shahid (2011). Raised Bed Technology for Crop Water Productivity of Maize and Cotton ICID 21st International Congress on Irrigation and Drainage, 15-23 October 2011, Tehran, Iran 171-180.
- Ahmad, N., M. Arshad and M.A. Shahid. (2009). Bed-furrow system to replace conventional flood irrigation in Pakistan. *Proceedings of 59th IEC Meeting and 20th ICID Conference held at New Dehli*, India from December 6-11.
- Ahmed, F., Mondal M. M. A. and Akter Md. B. (2019). Organic Fertilizers Effect on Potato (*Solanum tuberosum* L.) Tuber Production in Sandy Loam Soil. *International Journal of Plant & Soil Science*, **29**(3): 1-11, DOI:10.9734/ijpss/2019/v29i330146
- Alataway, A., Al-Ghobari H., Mohammad F. and Dewidar A. (2019). Lysimete-Based Water Use and Crop Coe_cient of Drip-Irrigated Potato in an Arid Environment. *Agronomy*, **9**, 756,1-11. doi:10.3390/agronomy9110756
- Attia, A.; N. Rajan; Sh.S. Nair; P.B. Delaune; Q. Xue; A.M.H. Ibrahim and D.B. Hays (2015),"Modeling cotton lint yield and water use efficiency response to irrigation scheduling using cotton 2K", *Journal Crop Science Society of America*. Vol. 108 No. 4 pp. 1614-1623.
- Bera, P. S., Das, P., Kundu, C. K., Biswas, U., Banerjee, H., and Dhara, P. K. (2019). Effect of split application of nitrogen and potassium on growth and yield of potato (*Solanum tuberosum* L.). *International Journal of Current Microbiology and Applied Sciences* **8**(2), 3088-3093.

- Bos, M. G., (1985), "Summary of ICID definitions of irrigation efficiency", *ICID Bulletin*, vol. 34, pp. 28–31.
- Celik, I., I. Ortas, S. Kilic, 2004. Effects of compost, mycorrhiza, manure and fertilizer on some physical properties of a Chromoxerert soil. *Soil & Tillage Research* **78**: 59–67.
- Du, T., Kang S., Sun J., Zhang X., and Zhang J., (2010). An improved water uses efficiency of cereals under temporal and spatial deficit irrigation in north China," *Agricultural Water Management*, **97**,1,66-74.
- El-Dissoky, R. A. (2019). Mixed and Conventional Nitrogen Fertilizers Impacts on Yield, Quality and Nutrient Uptake of Potato. *Egyptian Journal of Soil Science*, **59**(3), 259-274.
- Elglaly, A. M. M., Sayed M. M. and Khalafalla M. Y. (2021). Effect of furrow irrigation patterns and manure level on potato crop water relationships and some soil chemical properties. *Archives of Agricultural Sciences Journal*. **4** (3), 160-173. DOI: 10.21608/AASJ.2021.227147
- Elkhatib, H. A., Gabr, S. M., Mohamed, R. A. and Manaa, A. (2019). Impact of Potassium Fertilization Rates and Potassium Solubilizing Bacteria Inoculation on The Growth, Yield and Quality of Potato (*Solanum Tuberosum* L.). *Alexandria Science Exchange Journal*, **40**,127-142.
- EL-Sayed, M. M., Khalifa YA. M. and Elglaly A. M. M. (2020). Effect of water irrigation management and nitrogen fertilizer sources on water productivity and Quality of Some Egyptian Cotton Cultivar. *Misr J. Ag. Eng.*, **37** (3): 297 – 312. <https://mjae.journals.ekb.eg/>
- El-Sayed, S. F., Hassan H. A. and El-Mogy M. M. (2015). Impact of Bio- and organic fertilizers on potato yield, quality and tuber weight loss after harvest. *Potato Research*, **58**:67–81. DOI 10.1007/s11540-014-9272-2
- FAO, Food and Agriculture Organisation (2016), "Raised beds for improving crop water productivity and water efficiency in irrigated dry land agriculture, Egypt". Technologies and practices for small agricultural producers TECA. www.teca.fao.org.
- FAO, (1998). Crop evapotranspiration: Guidelines for computing crop water requirements. *FAO irrigation and drainage paper 56*. Rome, Italy.
- FAO, (2009). Cropwat 8.0 for windows user guide. Rome, Italy.
- Gebremariam, H. L., Welde K., and Kahsay K. D., (2018), "Optimizing yield and water use efficiency of furrow-irrigated potato under different depth of irrigation water levels", *Sustainable Water Resources Management*, vol. **4**, no. 4, pp. 1043–1049.
- Hernandez, T., Chocano, C., Moreno, J.L., Garcia, C. (2016). Use of compost as an alternative to conventional inorganic fertilizers in intensive lettuce (*Lactuca sativa* L.) crops-effects on soil and plant. In *Soil and Tillage Research*, vol. **160**, pp. 14 – 22. DOI: 10.1016/j.still.2016.02.005.
- Israelsen, O.W. and V.E. Hansen (1962). Irrigation principles and practices 3rd ed. John Wiley and Sons. Inc., New York.
- Kadam, S.A., Gorantiwar, S.D., Mandre, N.P. and Tale D. P. (2021). Crop Coefficient for Potato Crop Evapotranspiration Estimation by Field Water Balance Method in Semi-Arid Region, Maharashtra, India. *Potato Res.* **64**, 421–433.
- Kassaye, K. T., Yilma W. A., Fisha M.H and Haile H. D. (2020). Yield and Water Use Efficiency of Potato under Alternate Furrows and Deficit Irrigation. *International Journal of Agronomy*, ID 8869098, 1-11 pages. <https://doi.org/10.1155/2020/8869098>
- Klute, A. (1986), "Methods of soil analysis, Part 1: Physical and Mineralogical Methods" (2nd ed American Society of Agronomy, Madison, Wisconsin, USA.
- McVay, A., J. A. Budde, K. Fabrizzi, M. M. Mikha, C. W. Rice, A. J. Schlegel, D. E. Peterson, D. W. Sweeney and C. Thompson, 2006. Management Effects on Soil Physical Properties in Long-Term Tillage Studies in Kansas. *Soil Sci. Soc. AM. J.*, VOL. **70**:434-438.
- Morison, J.I.L.; Baker, N.R.; Mullineaux, P.M. and Davies, W.J. (2008) Improving water use in crop production. *Philos. Trans. R. Soc. Lond. B. Biol. Sci.*, **363**, 639–658.
- Page, A.L. (Ed.) (1982). "Methods of Soil Analysis. Part 1: Physical properties and part 2: Chemical and microbiological properties", (3rd ed.) American Society. of Agronomy, In Soil Sci. Soc. Amer. Inc., Madison, Wisconsin, USA.
- Sakara, H. M. (2020). Bio-fortification of Potato Plants with different Nitrogen Rates and Applied Iron Forms in Presence and Absent of *Azotobacter* sp. *Egyptian Journal of Soil Science*, **60**(4), 449-467.
- Sarker, K.K., M. Akanda, R. Biswas, S.K Roy, D.K. Khatun, and M. Goffa. (2016), "Field performance of alternate wetting and drying furrow irrigation on tomato crop growth, yield, water use efficiency, quality and profitability", *Journal of Integrative Agriculture*, Vol. **15**, No. 10, pp. 2380–2392.
- Sarker, K.K.; Hossain, A.; Timsina, J.; Biswas, S.K.; Kundu, B.C.; Barman, A.; Murad, K.F.I.; Akter, F. (2019). Yield and quality of potato tuber and its water productivity are influenced by alternate furrow irrigation in a raised bed system. *Agric. Water Manag.* **224**, 105750.
- Sepaskhah, A.R. and S.N. Hosseini (2008). Effects of alternate furrow irrigation and nitrogen application rates on yield and water- and

- nitrogen-use efficiency of winter wheat (*Triticum aestivum L.*). *Plant Prod. Sci.* **11** (2): 250–259.
- Tafteh, A. and A. R. Sepaskhah (2012). Application of HYDRUS-1D model for simulating water and nitrate leaching from continuous and alternate furrow irrigated rapeseed and maize fields. *Agric. Water Manage.* **113**: 19-29.
- Yang, C.J.; Y. Luo; L. Sun and N. Wu (2015)," Effect of deficit irrigation on the growth, water use characteristics and yield of cotton in arid Northwest China", *Pedosphere*. Vol. **25**, No. 6, pp. 910-924.367.
- Zin El-Abedin, T. K., Mattar M. A, Al-Ghobari H. M. and Alazba A. A.(2019) Water-Saving Irrigation Strategies in Potato Fields: Effects on Physiological Characteristics and Water Use in Arid Region. *Agronomy*, **9**, 172.doi:10.3390/agronomy9040172.