



Cassava Cultivars Response to Different Levels of Potassium Fertilization under Drip Irrigation and Sandy Soil Conditions



Neama M. Marzouk¹, Nagwa, M.K. Hassan¹, Zakaria F. Fawzy^{1*} and Hassan R. El-Ramady²

¹Vegetable Research Dept., Agricultural and Biological Research Division, National Research Centre, Dokki, Cairo, ²Soil and Water Dept., Faculty of Agriculture, Kafrelsheikh Uni., Egypt

TWO FIELD experiments were conducted at Nubaria region (Behira Governorate), Egypt, during the two successive seasons of 2016/2017 and 2017/2018 to study the response of vegetative growth, yield and quality of cassava crop. Three cassava cultivars (*i.e.*, American, Brazilian and Indonesian cultivars) and three levels of potassium fertilizers (*i.e.*, 75, 150 and 250 kg K₂O fed⁻¹) were investigated. The results indicated that, American cassava cultivar with 250 kg K₂O fed⁻¹ recorded the highest vegetative growth, yield and its quality as well as higher chemical composition plants except for total fiber and N (%) was found by treatment of Brazilian cassava cultivar with 75 kg K₂O fed⁻¹. This study also confirmed that the optimum K- nutrition for cassava under sandy soils might support the cultivated cassava plants in their growth, yield and yield quality. This work also could present more details about the suitability of some cassava cultivars to cultivate under sandy soils and drip irrigation and which dose of K-nutrient should be applied. Further investigations are needed to carry out to make a complete program for the fertilization and irrigation of different cassava cultivars under arid conditions in Egypt.

Key words: Cassava, Chlorophyll, Fertilizer, Growth, Yield, Soil fertility, Macro-nutrient.

Introduction

Cassava (*Manihot esculenta* Crantz) is considered one of the oldest tuber and root crops used in human foods and animal feeding, which belongs to the Euphorbiaceae family (De Souza et al. 2017). Cassava also represents the 5th most important staple crop worldwide (after maize, rice, wheat and potato) and based on the food production and consumed quantities is the 2nd after rice in the least developed countries (Bechoff et al. 2018). More than 800 million people can consume the roots and leaves of this crop in the world (Njankouo Ndam et al. 2019). The global production of cassava recorded about 282 million tons (FAO 2018), which cultivated on nearly 25 million ha worldwide (Parma et al. 2017). Cassava plant is drought-tolerant and could be

grown in tropical and sub-tropical areas in Latin America (*e.g.*, Brazil), Africa (*e.g.*, Nigeria, Ghana and Congo) and Asia like Indonesia and Thailand (Tappibanet *al.* 2018). This crop also has a high nutritional value because it is rich in the content of carotenoids, minerals and vitamin C as well as very high content of starch (800-900 g kg⁻¹ dry weight; Li et al. 2017). Cassava leaves are common vegetable among some countries in Africa while the stem is used as planting material during cassava production (Hawashi et al. 2019). Cassava plants also have a distinguished list of industrial applications including the medicine, biopolymers, cosmetics food and feed as well as the production of ethanol and biofuel (Adekunle and Raghavan 2017; Li et al. 2017; James et al. 2019). The wastes derived-cassava could be used

*Corresponding author: E-mail: zakaria6eg@gmail.com

DOI: 10.21608/ejss.2020.34054.1367

Received: 28/6/2020; Accepted: 6/9/2020

©2020 National Information and Documentation Centre (NIDOC)

also in the biorefinery and industrial applications (Zhang *et al.* 2016 and de Carvalho *et al.* 2018), which could mitigate the carbon emission and save the energy (Jiang *et al.* 2019). Cassava crop has some problems including the short postharvest shelf-life about 1-3 days (Uchechukwu-Agua *et al.* 2015; Djabou *et al.* 2017), the low protein content and the high content of cyanogenic compounds (Tshala-Katumbay *et al.* 2016), and existence of anti-nutrients in its tissues like tannins, polyphenols and phytic acid (Hawashi *et al.* 2019). Otherwise, this crop may be favor under small- and large-scale cultivation (Li *et al.* 2017).

Although potassium is an essential element in plant nutrition, this crucial nutrient does not exist in any plant components like chlorophyll or mitochondria. The plants need potassium in a huge amounts and this nutrient activates more than 60 enzymes in plants. The biosynthesis of protein in every step and starch forming in plants cannot achieve without potassium (Lanzerstorfer 2019). Potassium also has a crucial role in the plant dense system under abiotic stress (*i.e.*, metal toxicity, chilling, drought, and salinity) by regulation a lot of plant physiological and metabolic processes like photosynthesis (Hasanuzzaman *et al.* 2018 and Lanzerstorfer, 2019). Potassium has several roles in plants including the regulation of energy transfer, osmoregulation, water movement, and cation-anion balance (Wang and Wu 2017 and Hasanuzzaman *et al.* 2018). The cultivated plants uptake a large amounts of potassium for their growth and development. So, there is urgent need to supply plants with potassium through the fertilizers in particular under sandy soils and intensive agricultural systems (Sattar *et al.* 2019). The most common K-fertilizers include K_2SO_4 , KCl and KNO_3 (Prakash and Verma 2016). According to FAO, the global K-demand of fertilizers increased during the period from 2014 to 2018 to 34 million Mg (FAO 2017 and Sattar *et al.* 2019). The production of cassava crop might request application of K-fertilizers in particular in poor or sandy soils. Potassium fertilizers have the ability to stimulate the leaf photosynthetic activity, increase the translocation rate of photosynthates and storing in the roots (Ezui *et al.* 2017). The yield of cassava could be decreased under the K-deficiency due to the decline in the stored starch in the roots, whereas the content of hydrogen cyanide might be increased in the cassava roots (Ezui *et al.* 2017). It is worth to mention that, the bioavailability of K- fertilizer or from soils mainly depends on soil pH, soil moisture content and the

soil texture (Hasanuzzaman *et al.* 2018) and the common K-form of plant uptake is K^+ using the HAK/KUP/KT family transports (Li *et al.* 2018).

During the last decade, a considerable literature has grown up around the production of cassava under the Egyptian conditions such as fertilization cassava with bio- organic fertilizers (Shafeek *et al.* 2012), production under water deficit (Helal *et al.* 2013), application of K-fertilizer and micronutrient mixtures (Ali and Abd-Elkader 2014), foliar applied bio-fertilizers and bio stimulators (Marzouk *et al.* 2016) and (Hassan *et al.* 2020), but based on our information, the production of different cassava cultivars in presence of K-fertilizations under the Egyptian conditions did not yet investigated.

The sandy soils are common infertile soils containing low organic matter and low nutrients contents beside the problem of water retention. So, the cultivation of sandy soils is considered a great challenge, which needs a particular management to get the desirable crop production. Intensive investigations were carried out concerning the management of sandy soils including application of biochar (El-Shony *et al.* 2019), growth regulators (Rashad *et al.* 2020), bio-mineral fertilization (Khalifa 2020), and compost (Hammouda *et al.* 2019; Mohamed and Rashad, 2020). Therefore, the aim of this study was to investigate the response of three cultivars of cassava to different levels of potassium fertilizer under sandy soil conditions. The productivity and quality of cassava roots also was evaluated.

Materials and Methods

A field experiment was conducted in newly reclaimed lands during two successive seasons of 2016/2017 and 2017/2018 at the Experimental Station of National Research Centre in Nubaria region, Behira Governorate, north of Egypt. This study was carried out to investigate the response of some cassava cultivars to different potassium levels on growth, yield and chemical contents of these plants. The soil texture was sandy, where the sand, silt and clay values were 78.6, 13.9 and 7.5%, respectively. The soil pH was 7.5 and soil salinity or EC recorded 2.2 dS m^{-1} . This experiment included 9 treatments which were the combinations of three cassava cultivars (*i.e.*, American, Brazilian and Indonesian) and three levels of potassium fertilizer (*i.e.*, 75, 150 and 250 kg K_2O fed^{-1} as potassium sulphate; $fed = 4200 m^2$). The design of this experiment was split plot

with three replications. The cultivars were the main plots and the fertilizer treatments of potassium were the sub plots. Cassava was planted on 22nd April during the two growing seasons. Cassava stalks of similar thickness of approximately 2.5 – 3.0 cm in diameter were cut into stalk cuttings of 25 – 30 cm in length and planted vertically by burring two-thirds of the cuttings into the soil and keeping one third of them over ground, then irrigated directly after planting. The recommended agricultural practices were carried out uniformly in all treatment plots as recommended.

Before sowing, 20 m³ poultry manure was added and 500 kg calcium super phosphate per fed (15.5% P₂O₅) was also applied during land preparation through the ditches. The recommended doses for cassava included 250 kg N-fertilizer as an ammonium sulphate (20.5% N) and 200 kg potassium-fertilizer as a potassium sulphate (50 % K₂O) were added. Drip irrigation lines were built and spread over the ditches and the irrigation frequented every day throughout drip irrigation system, which were used and spread over the ditches. The experiments included 9 treatments which were the combinations of three cassava cultivars (American, Brazilian and Indonesian) and three different levels of potassium (*i.e.* 75, 150 and 250 kg K₂O fed⁻¹). The design of the experiments was split plot with three replications. The cultivars were designed into the main plots and the fertilizer treatments of potassium were the sub plots. The plot area was 9.6 m² consisted of four inner rows of 3 m in length and 80 cm in width and was used for irrigation drip irrigation system. The total amounts of nitrogen fertilizers were divided into 4 equal doses, where fertilization program started at the fourth week after planting and then other doses were monthly applied.

Vegetative growth parameters

Representative random samples of 8 plants were labeled in each replicate for every treatment after 180 days from planting and the following parameters were recorded: plant height, number of leaves per plant, number of main stems and number of lateral branches, leaf area, total chlorophyll content, number of roots per plant and root fresh weight. The root/shoot ratio was calculated according to the following equation: weight of roots (g per plant) / weight of shoots (g per plant). The length of root and diameter of root, dry matter percentage of roots were also recorded. The total chlorophyll content in cassava leaves was measured using portable photosynthesis system (Li-Cor Inc. USA).

Chemical composition of roots

Starch percent was determined as described by Smith and Zeeman (2006). Total carbohydrates percent was determined colorimetrically as gram of glucose /100 g dry weight of roots according to the method of James (1995). Total fibers percent of root was determined as described by A.O.A.C. (1990). Nitrogen was determined in cassava roots according to method of Horneck and Miller (1998). Phosphorus was determined colorimetrically, whereas potassium was determined using flame photometer according to the method of Page et al. (1982).

Statistical analyses

The treatment effects were evaluated by analysis of variance. The differences among treatments mean values were compared using Duncans's multiple range test at P<5% as reported by Gomez and Gomez (1984).

Results and Discussion

Vegetative growth of cassava

Data presented in Table 1 indicated that cultivars significantly differed in vegetative growth parameters, *i.e.*, plant height, leaves number, main stems, lateral branches, leaf area, and chlorophyll content in both growing seasons. The Indonesian cultivar was the lowest in vegetative growth, whereas American cultivar was the superior in vegetative growth parameters comparison to others cultivars.

Effect of potassium levels application

Reponses of cassava cultivars to different level of potassium presented in Table 1 significantly differ data show the effect of potassium application on vegetative growth of cassava plants. Results clear that vegetative growth was gradually significantly increased by increasing levels of potassium application from 75, 150 up to 250 Kg K₂O/fed. As shown in both growing seasons.

The interaction between cultivars and different applied K-levels

Data presented in Fig. 1 show the effect of interaction between cassava cultivars and potassium levels application showed that American cultivar of cassava was treated by 250 Kg K₂O fed⁻¹ gave the highest value of vegetative growth. On the other hand, the lowest values of vegetative growth recorded by Indonesian cultivar of cassava which was treated by 75 Kg K₂O fed⁻¹ and there were significant differences among them in both years.

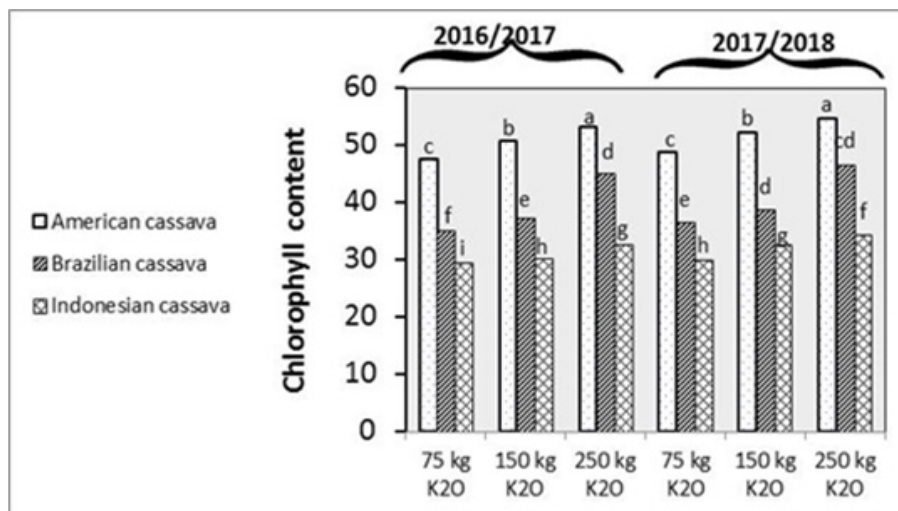
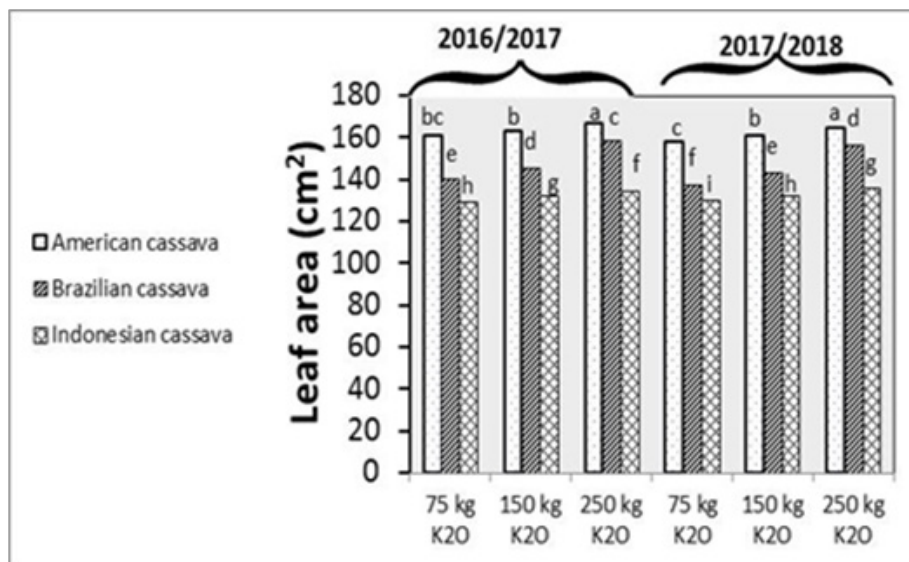
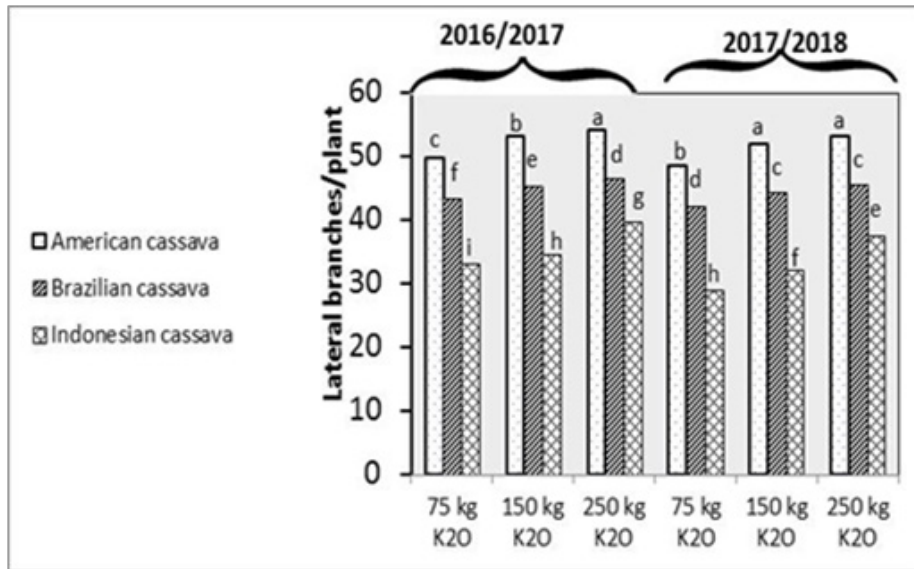
TABLE 1. Effect of different cultivars and levels of potassium on vegetative growth characters of cassava plants in (2016/2017) and (2017/2018) seasons

Treatments	First season (2016/2017)							Second season (2017/2018)				
	Plant height (cm)	Leaves no. plant ⁻¹	Main stem no. plant ⁻¹	Lateral branches plant ⁻¹	Leaf area (cm ²)	Chlorophyll content (SPAD)	Plant height (cm)	Leaves no. plant ⁻¹	Main stem no. plant ⁻¹	Lateral branches plant ⁻¹	Leaf area (cm ²)	Chlorophyll content (SPAD)
American Cassava	175 a	158 a	4.77 a	6.2 a	163 a	51.9 a	176 a	157 a	3.9 a	173 a	161 a	50.5 a
Brazilian Cassava	141 b	137 b	3.53 b	5.1 b	147 b	40.5 b	143 b	136 b	2.6 b	139 b	145 b	39.1 b
Indonesian Cassava	118 c	119 c	2.87 c	4.3 c	132 c	32.2 c	122 c	123 c	2.1 c	119 c	132 c	30.7 c
250 kg K ₂ O	155 a	147 a	4.10 a	5.5 a	153 a	45.1 a	156 a	146 a	3.2 a	153 a	152 a	43.6 a
150 kg K ₂ O	145 b	136 b	3.73 b	5.2 b	147 b	41.1 b	147 b	137 b	2.9 b	144 b	145 b	39.3 b
75 kg K ₂ O	134 c	131 c	3.33 c	4.9 c	143 c	38.4 c	137 c	133 c	2.5 c	134 c	141 c	37.3 c

Effect of cultivars

Effect of potassium fertilizer level

Values followed by the same letter (s) are not significantly different at 5%



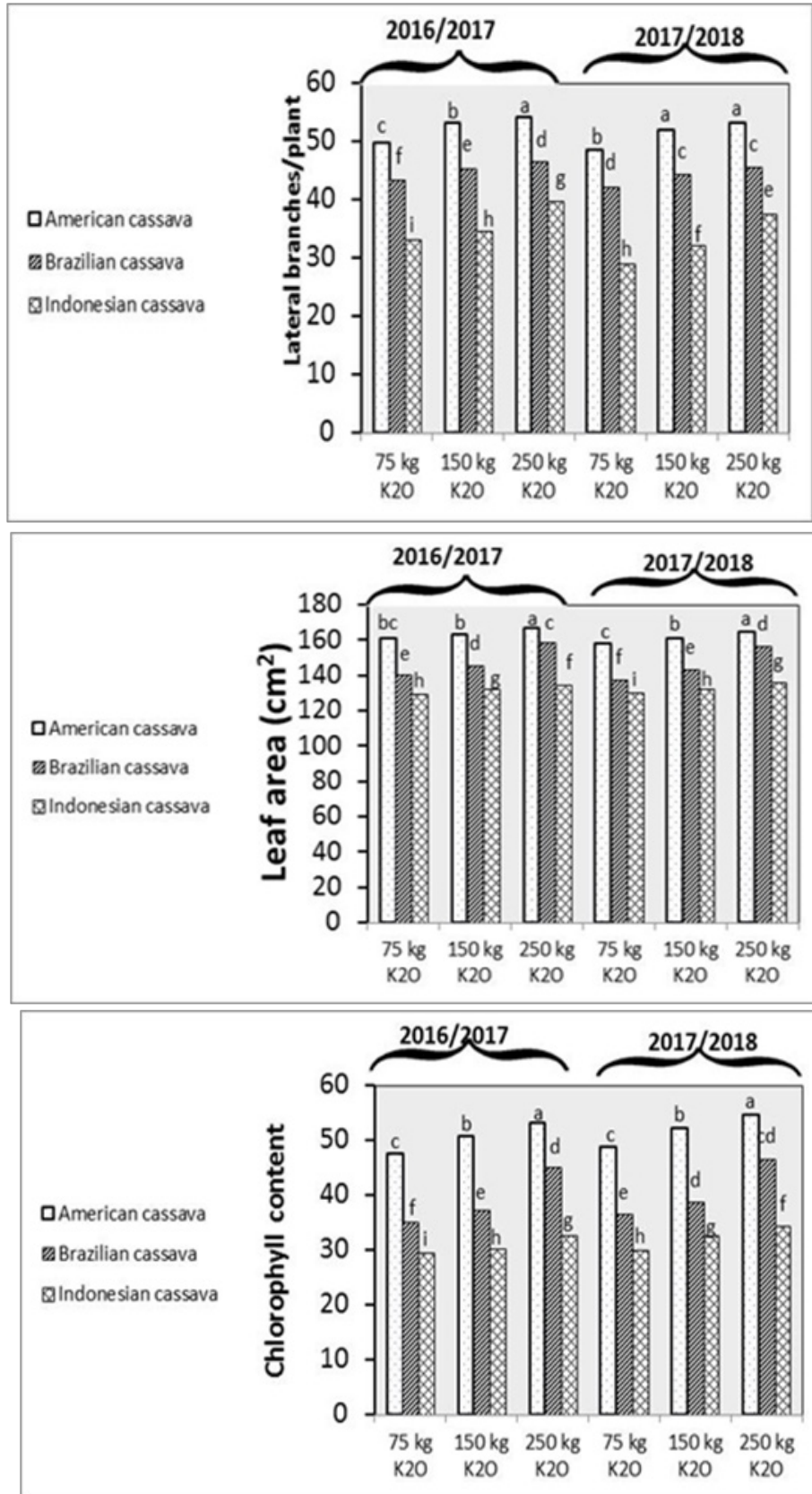


Fig. 1. Effects of interaction between the two studied factors (cultivars and potassium rates) on the vegetative growth characters of cassava plants in (2016/2017) and (2017/2018) seasons

The productivity of a crop mainly influences with the soil fertility, which may be reduced at poor or sandy soils. Cassava could be cultivated under such infertile soils giving an acceptable production like the soil low availability of nutrients (Imakumbili et al. 2019; Njankouo Ndam et al. 2019). Therefore, under sandy soils the supply of enough and proper nutrients for cultivated cassava is a vital issue to get the optimal cassava growth, which needs the adequate supply of soil nutrients (Munyahali et al. 2017; Biratu et al. 2018). These results might be correlated with the gene action of the tested cultivars and the morphological characteristic as well as the chemical content of these cultivars (Njankouo Ndam et al. 2019).

The potassium fertilizer has a significant effect on these previous vegetative growth parameters in the two growing seasons. Translocation of metabolites and their movement from cassava leaves to roots (Natarajan et al. 2019). Potassium also has the ability to regulate the synthesis and accumulation of starch in the storage roots due to its controlling some enzymes of these processes (Fernandes et al. 2017). In this study, the highest vegetative growth characters were recorded by plants which supplied with 250 kg K₂O fed⁻¹, whereas the lowest values were recorded by 75 kg K₂O fed⁻¹. These findings had the same trend in both seasons of study as a result of the potassium effects on the studied growth parameters. It could be noticed that, the American is more suitable for production under the Egyptian conditions and under the sandy soils, whereas the Indonesian one is not recommended for production under the current experimental conditions.

The chlorophyll units represent the factory, in which the plants manufacture their metabolites. The total chlorophyll includes *a* and *b* and the efficiency of these units mainly depends on nitrogen, magnesium as well as all enzymes, which regulate the work of these chlorophyll units. Potassium as cofactor regulates the forming of chlorophyll and photosynthesis process (Hou et al. 2018). In this study, the total chlorophyll increased by increasing K-doses up to 250 kg K₂O fed⁻¹ recording the American cultivar the height content. This result also confirmed that the American cultivar could be adapted according to the Egyptian cultivating conditions.

Tuber roots yield and its parameters

Effect of cultivars

As shown in Table 2 there were significant differences among cassava cultivars on tuber roots

yield and tuber parameters, *i.e.*, tubers number per plant, tuber shoots ratio, tuber length, tuber diameter, total yield and dry matter. American cultivar followed by Brazilian cultivar showed the highest mean value of tuber roots yield and tuber roots parameters while Indonesian cultivar gave the lowest mean value of tuber roots yield and tuber roots parameters in two seasons.

Effect of applied K-levels

Data in Table 2 shows that tuber roots yield and tuber roots parameters varied widely under different rates of potassium and registered significantly higher tuber roots yield and tuber roots parameters at high potassium rate compared to low potassium rate.

The interaction between cultivars and different applied K-levels

Regarding the interaction between cassava cultivars and potassium application, the results indicated that 250 kg/K₂O/fed. treatment was the most effective in encouraging tuber roots yield and tuber roots parameters with American cultivar of cassava whereas, the lowest value root diameter was obtained by Indonesian cultivar of cassava which received 70kg/K₂O/fed. During the two growing seasons was presented in Figure (2). Concerning the importance of potassium in cassava production, it is confirmed the potential of applied K-fertilizer for the productivity of root and tuber crops (*e.g.*, cassava) in many studies like Ezui et al. (2017) and Omondi et al. (2019). Data in Fig. 2 show clearly that, the highest yield values and their quality (*i.e.*, tuber number per plant, tuber shoot ratio, tuber length and diameter as well as dry matter) were recorded by American cassava cultivar compared with other cultivars during the two successive seasons. Meanwhile, the lowest yield and its quality characters were recorded by Indonesian cassava cultivar.

Chemical composition of cassava tuber roots

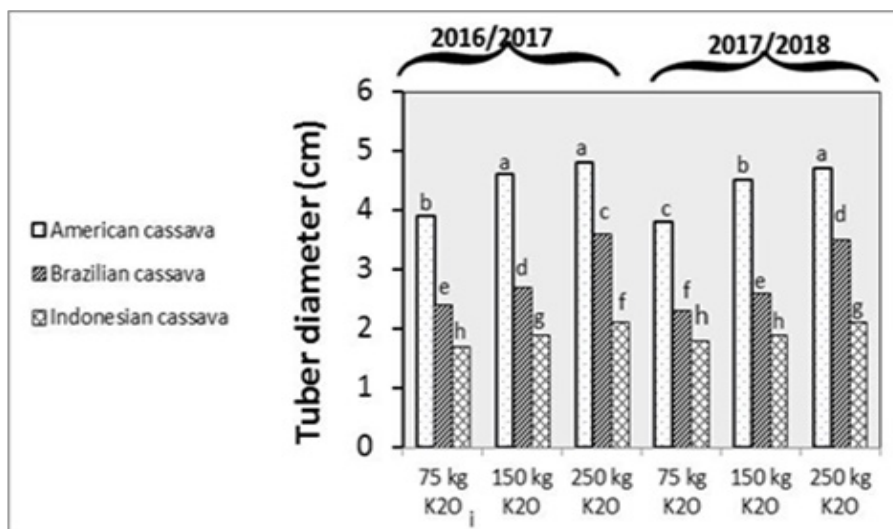
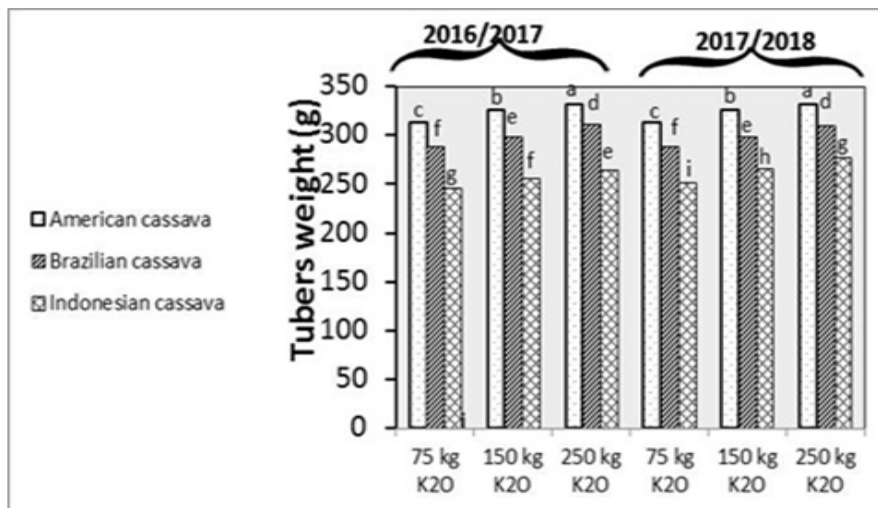
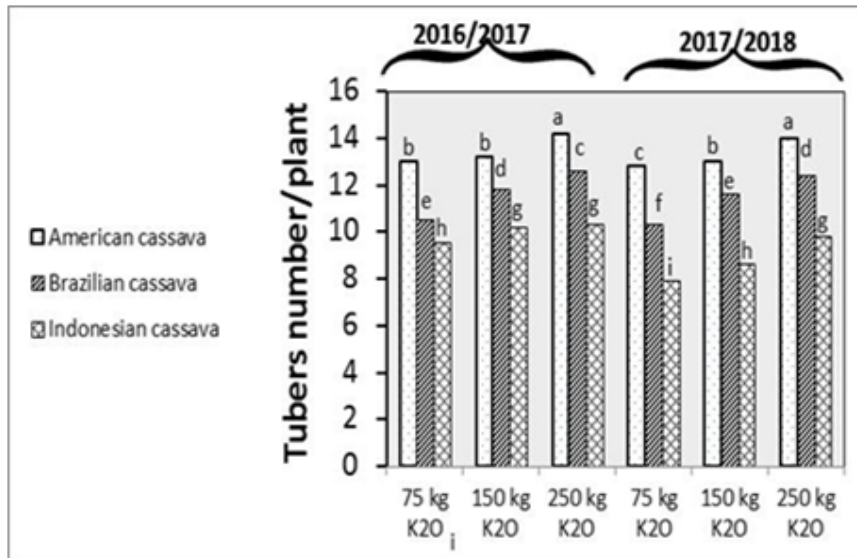
Effect of cultivars

It is obvious from Table 3 that chemical composition of cassava tuber roots (*i.e.*, starch, total carbohydrates, total fibers, N, P and K) of cassava roots significantly affected by cassava cultivars in both seasons. The highest cassava tuber roots (starch, total carbohydrates, total fibers, N, P and K (%)) except total fibers of cassava tubers produced in the two seasons by American cultivar of cassava. whereas, the lowest chemical composition recorded by Indonesian cassava cultivar in the two studied seasons.

TABLE 2. Effect of different cultivars and levels of potassium Tuber roots yield and tuber parameters of cassava plants in (2016/2017) and (2017/2018) seasons

Treatments	First season (2016/2017)						Second season (2017/2018)							
	Tuber no. per plant	Tuber weight (g)	Tuber/shoot ratio	Tuber length (cm)	Tuber diameter (cm)	Total yield	Dry matter (%)	Tuber no. per plant	Tuber weight (g)	Tuber/shoot ratio	Tuber length (cm)	Tuber diameter (cm)	Total yield	Drymatter (%)
American cassava	13.5 a	323 a	1.59 a	36.1 a	4.4 a	12.4 a	36.9 a	13.3 a	323 a	1.7 a	39.0 a	4.3 a	11.5 a	35.8 a
Brazilian cassava	11.6 b	299 b	1.25 b	30.1 b	2.9 b	9.5 b	32.2 b	11.4 b	298 b	1.4 b	33.5 b	2.8 b	9.3 b	31.1 b
Indonesian cassava	10.0 c	254 c	1.07 c	21.7 c	1.9 c	6.3 c	26.7 c	8.8 c	264 c	1.2 c	27.8 c	1.9 c	7.1 c	26.8 c
	Effect of cultivars													
250 kg K ₂ O	12.3 a	302 a	1.39 a	32.0 a	3.5 a	11.2 a	33.8 a	12.1 a	305 a	1.5 a	35.3 a	3.4 a	10.2 a	32.7 a
150 kg K ₂ O	11.7 b	293 b	1.31 b	28.6 b	3.1 b	8.6 b	31.9 b	11.1 b	296 b	1.4 b	33.8 b	3.0 b	8.6 b	31.5 b
75 kg K ₂ O	11.0 c	282 c	1.22 c	27.2 c	2.7 c	7.4 c	30.2 c	10.3 c	283 c	1.3 c	31.1 c	2.6 c	6.9 c	29.5 c
	Effect of potassium fertilizer level													

Values followed by the same letter (s) are not significantly different at 5%



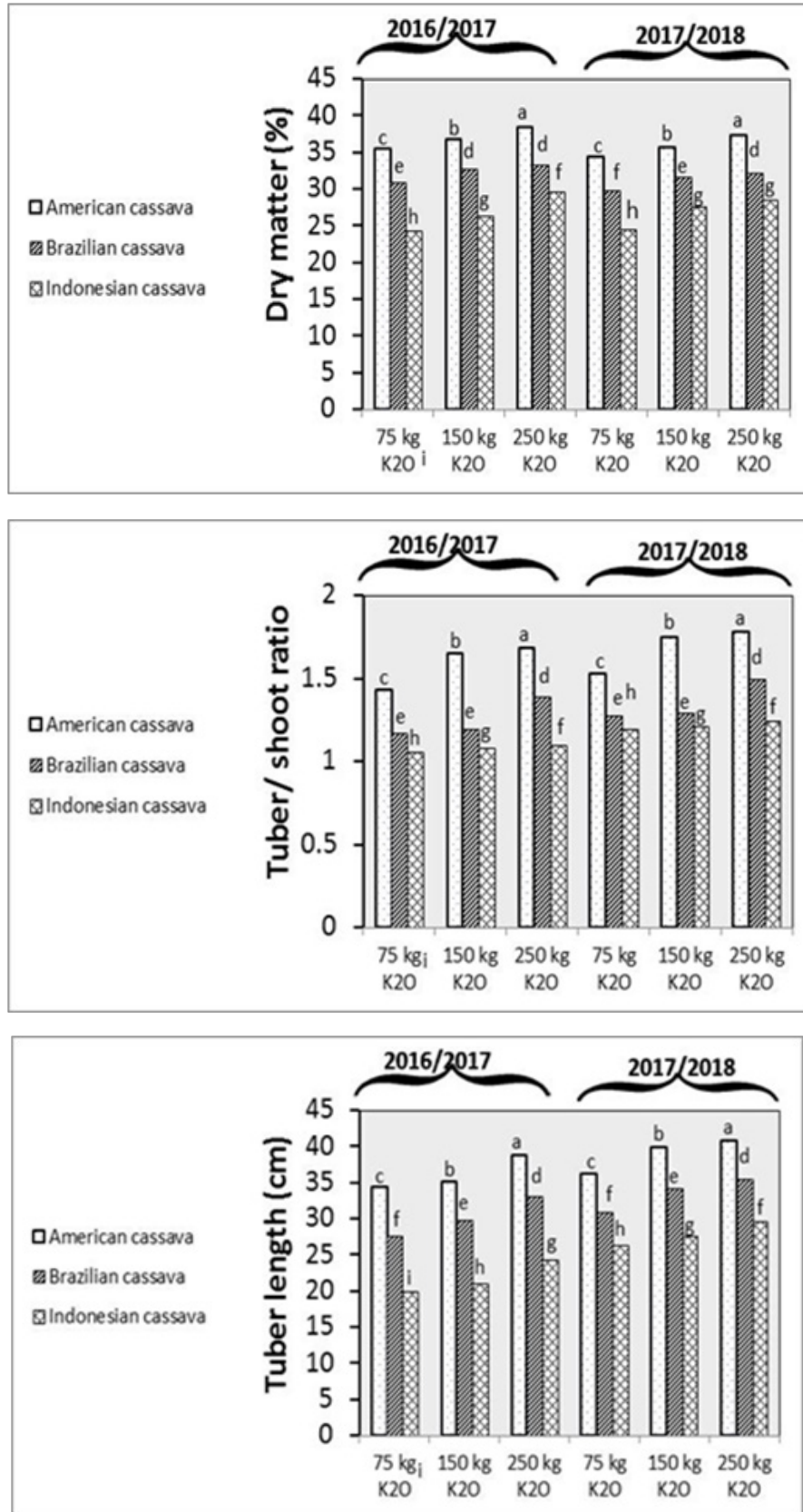


Fig. 2. Effects of interaction between the two studied factors (cultivars and potassium rates) on Tuber roots yield and tuber parameters of Cassava plants in (2016/2017) and (2017/2018) seasons

Effect of applied K-levels

Data tabulated in Table 3 that cassava tuber roots except total fibers of cassava tubers was increased due to the application of 250kg/K₂O/fed. and was higher than 75 and 150 kgK₂Ofed⁻¹. Raising potassium applications rates caused a significant increase cassava tuber root of cassava.

The interaction between cultivars and different applied K-levels

As shown in Fig. 3 the effect of interaction between cassava cultivars and potassium application was significant. American cultivar treated with 250kg/K₂O/fed. gave the highest value of cassava tuber roots except total fibers of cassava whereas, the lowest root length was recorded by Indonesian cassava cultivar which received 75 kg/K₂O/fed in the two growing seasons. It is well known that, the K-supply in adequate amounts for cassava production is the guarantee to increase the yield of roots and the quality of starch of these roots (Fernandes et al. 2017). Potassium can play a crucial role in many physiological and biochemical processes of cultivated plants as well as K may involve in N-metabolism, support the increase of leaf area and improve the crop yield (Fernandes et al. 2017). The highest values of the chemical contents of tuber roots including starch, total carbohydrates, total fiber and NPK contents were recorded by the American cultivar comparing with other cultivars (Fig. 3). However, the lowest values of the chemical characters were recorded by the Indonesian cultivar. These results were similar in the two seasons of study.

Results in Fig. 3 show clearly that, the potassium fertilizer have a significant effect on chemical contents of tuber roots starch, total carbohydrates, total fiber and NPK contents in the two seasons of study. The highest mean values of the chemical contents of tuber roots starch, total carbohydrates, total fiber and NPK contents were recorded by plants which supplied with 250 kg K₂O fed⁻¹ of potassium fertilizer except for total fiber and N (%) were found by treatment of 75 kg K₂O fed⁻¹. These findings were similar in both seasons of study. On the contrary, the lowest values of chemical contents of tuber roots including starch, total carbohydrates, total fiber and NPK content characters were recorded by 75

kg K₂O fed⁻¹ treatment except for total fiber and N (%) were found by treatment of 250 kg K₂O fed⁻¹. These results held well in the two experimental seasons.

The obtained data demonstrated that, the interaction between treatments significantly affected all growth parameters in the two experimental seasons. Generally, it could be concluded that, the highest values of yield and its quality including tuber number of plant, tuber shoot ratio, tuber length and diameter as well as dry matter were obtained by the American cultivar with 250 kg K₂O fed⁻¹ of potassium fertilizer. On the other hand, the lowest values of vegetative growth characters were found by using the Indonesian cultivar with 75 kg K₂O fed⁻¹ of potassium fertilizer.

Conclusion

In this study, the production of cassava was investigated using three cultivars and different K-doses under drip irrigation and infertile sandy soils in arid conditions in Egypt. This work confirmed that the American cultivar is the most suitable to grow in Egypt recording the highest values in the growth parameters and yield as well as the yield quality. The K-dose 250 kg K₂O fed⁻¹ achieved the highest values in all studied parameters of the American cultivar, whereas the dose of 70 kg K₂O fed⁻¹ recorded the lowest values for the Indonesian cultivar. The importance of this study represents in determination the suitable K-fertilization program for different cultivars in Egypt. Further studies are needed to include more trials of this important crop. Cassava crop should handle in Egypt with much more cares and from different points of view including the agricultural, industrial and nutritional sides. This crop should be investigated based on its tolerance to the arid conditions, infertile soils and scarcity of water.

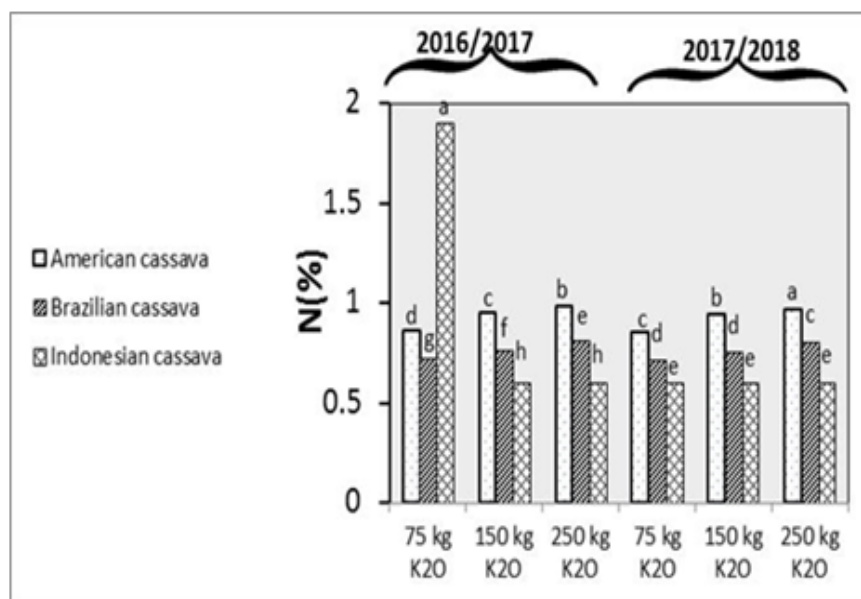
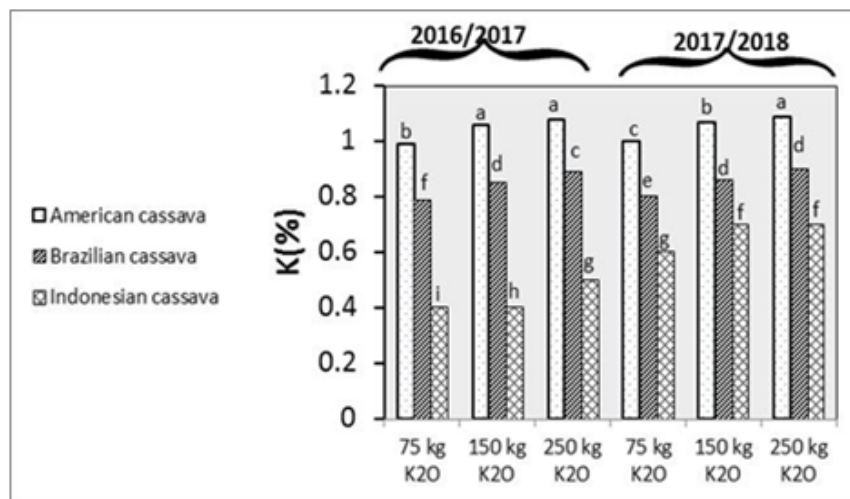
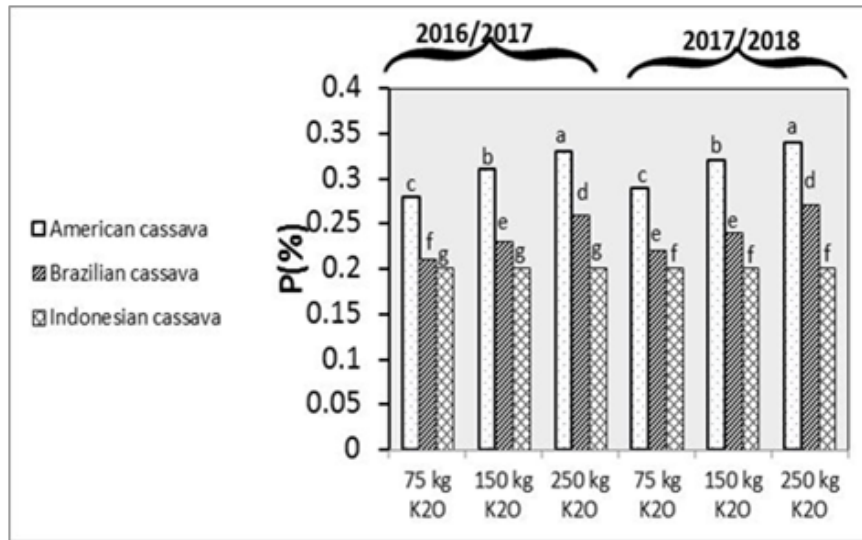
Acknowledgment

This work was funded by National Research Centre, Egypt (Project ID: 10120206, which is gratefully acknowledged. Authors extend sincere thanks to all staff at Research and Production Station in El-Nubaria for their assistance during carrying out of this investigation.

TABLE 3. Effect of different cultivars and levels of potassium on chemical contents of tuber roots of cassava in (2016/2017) and (2017/2018) seasons

Treatments	First season (2016/2017)					Second season (2017/2018)						
	Starch (%)	Total carbohydrates (%)	Total fibers (%)	N(%)	P(%)	K(%)	Starch (%)	Total carbohydrates (%)	Total fibers (%)	N (%)	P (%)	K (%)
American cassava	52.3 a	63.1 a	2.26 c	0.9 a	0.3 a	1.0 a	51.2 a	60.4 a	2.4 b	0.90 a	0.3 a	1.1 a
Brazilian cassava	45.0 b	59.1 b	2.72 b	0.8 b	0.2 b	0.8 b	43.9 b	51.9 b	2.6 a	0.80 b	0.2 b	0.9 b
Indonesian cassava	35.7 c	53.9 c	2.90 a	1.0 c	0.2 b	0.5 c	32.9 c	43.2 c	2.3 c	0.60 c	0.2 b	0.7 c
	Effect of cultivars											
250 kg K ₂ O	46.8 a	60.6 a	2.29 c	0.8 b	0.3 a	0.8 a	45.3 a	54.3 a	2.4 a	0.80 a	0.3 a	0.9 a
150 kg K ₂ O	44.3 b	58.9 b	2.37 b	0.8 b	0.2 b	0.8 a	42.8 b	51.6 b	2.4 a	0.80 a	0.2 b	0.9 a
75 kg K ₂ O	42.0 c	56.5 c	3.22 a	1.2 a	0.2 b	0.7 b	39.9 c	49.7 c	2.4 a	0.70 b	0.2 b	0.8 b
	Effect of potassium fertilizer level											

Values followed by the same letter (s) are not significantly different at 5%.



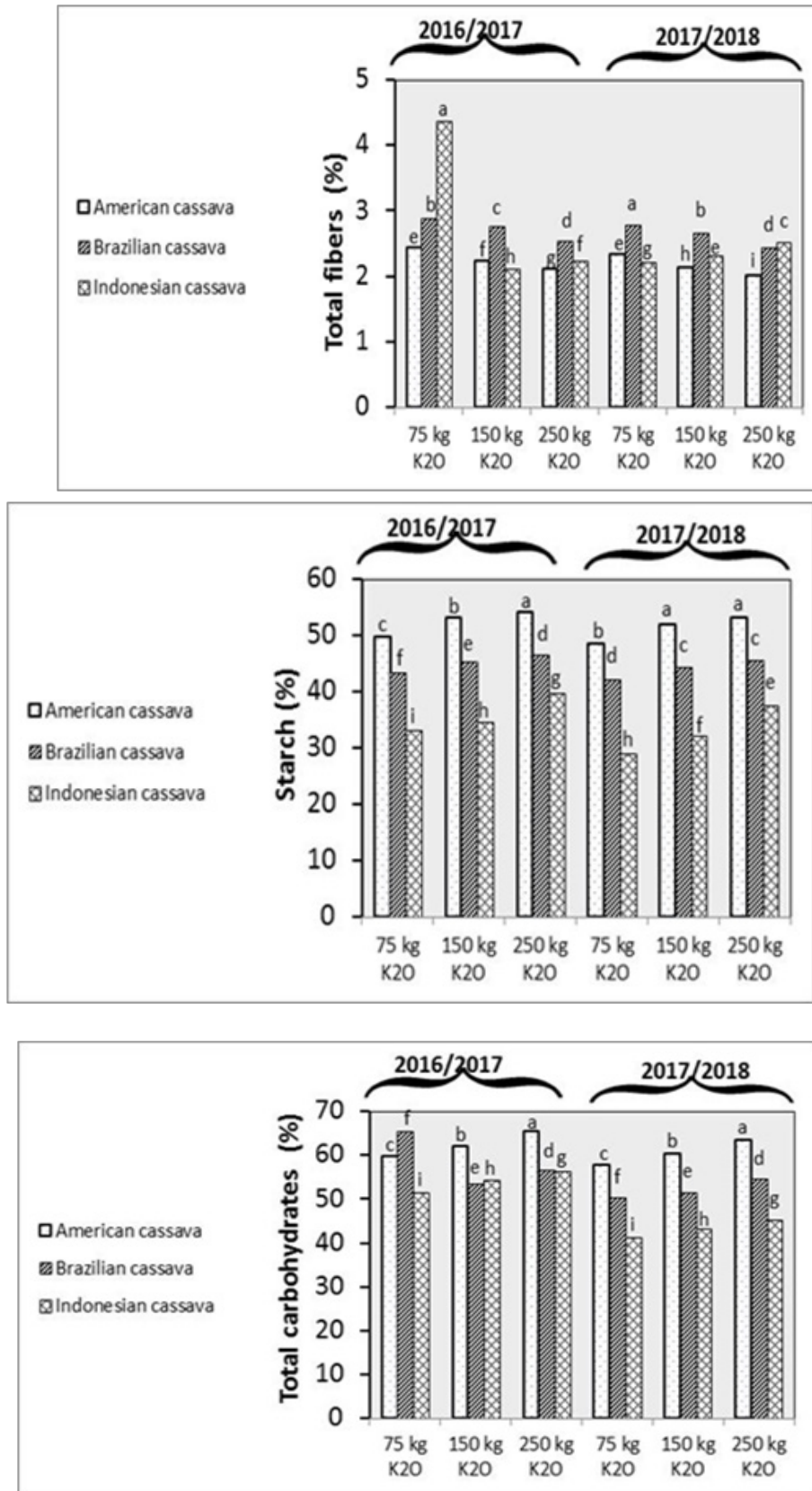


Fig. 3. Effects of interaction between the two studied factors (cultivars and potassium rates) on the chemical composition of cassava of cassava plants in (2016/2017) and (2017/2018) seasons

References

- A.O.A.C. (1990) Official Methods of Analysis of Association Agriculture Chemists. 15 ed. Washington, USA.
- Adekunle A, Raghavan V (2017) Evaluation of the suitability and performance of cassava waste (peel) extracts in a microbial fuel cell for supplementary and sustainable energy production. *Waste Manag Res. Jan*; **35** (1),47-55. doi: 10.1177/0734242X16670487.
- Ali RAM, Abd-Elkader DY (2014) Influence of Application Systems of K₂SO₄ and Foliar Application of Micronutrient Mixtures on Cassava Grown in Sandy Soil. *ALEXANDRIA SCIENCE EXCHANGE JOURNAL*, vol. **35** (4), 314-324.
- Bechoff A., Tomlins K., Flidell G., Becerra Lopez-Lavalle L.A., Westby A., Hershey C., Dufour, D. (2018) Cassava traits and end-user preference: Relating traits to consumer liking, sensory perception, and genetics. *Crit Rev Food Sci Nutr.* **58** (4), 547-567. doi: 10.1080/10408398.2016.1202888.
- Biratu GK, Elias E., Ntawuruhunga P., Sileshi GW (2018) Cassava response to the integrated use of manure and NPK fertilizer in Zambia. *Heliyon*, Aug 27, **4** (8), e00759. doi: 10.1016/j.heliyon.2018.e00759.
- de Carvalho J.C., Borghetti I.A., Cartas L.C., Woiciechowski A.L., Soccol V.T., Soccol C.R. (2018) Biorefinery integration of microalgae production into cassava processing industry: *Potential and Perspectives. Bioresour Technol.* **247**, 1165-1172. doi: 10.1016/j.biortech.2017.09.213.
- De Souza A.P., Massenburg L.N., Jaiswal D., Cheng S., Shekar R., Long S.P. (2017) Rooting for cassava: insights into photosynthesis and associated physiology as a route to improve yield potential. *New Phytol.* **213** (1), 50-65. doi: 10.1111/nph.14250.
- Djabou ASM, Carvalho LJCB, Li QX, Niemenak N., Chen S. (2017) Cassava postharvest physiological deterioration: a complex phenomenon involving calcium signaling, reactive oxygen species and programmed cell death. *Acta Physiol Plant.* **39** (4), 91. doi: 10.1007/s11738-017-2382-0.
- El-Shony, M. A. M., Farid, I. M., El-Kamar, F. A., Abbas M. H. H., Abbas, H. H. (2019) Ameliorating a Sandy Soil Using Biochar and Compost Amendments and Their Implications as Slow Release Fertilizers on Plant Growth. *Egypt. J. Soil. Sci.* **59** (4), 305-322. DOI: 10.21608/ejss.2019.12914.1276.
- Ezui KS, Franke A.C., Leffelaar P.A., Mando A., van Heerwaarden J., Sanabria J., Sogbedji J., Giller K.E. (2017) Water and radiation use efficiencies explain the effect of potassium on the productivity of cassava. *European Journal of Agronomy*, **83**, 28–39. doi:10.1016/j.eja.2016.11.005
- Ezui K.S., Franke A.C., Leffelaar P.A., Mando A., van Heerwaarden J., Sanabria J, Sogbedji J, Giller KE (2017) Water and radiation use efficiencies explain the effect of potassium on the productivity of cassava. *European Journal of Agronomy*, **83**, 28–39. doi:10.1016/j.eja.2016.11.005
- FAO (2017) World Fertilizer Trends and Outlook to 2020. Food and Agriculture Organization of the United Nations. SUMMARY REPORT. Food and Agriculture Organization of the United Nations, Rome.
- FAO (2018) FAOSTAT. Accessed on 8.5.2018, from <http://www.fao.org/home/en>.
- Fernandes A.M., Gazola B., Nunes J.G. da S., Garcia E.L., Leonel M. (2017) Yield and nutritional requirements of cassava in response to potassium fertilizer in the second cycle. *Journal of Plant Nutrition*, **40** (20), 2785-2796. doi:10.1080/01904167.2017.1382520.
- Gomez, K.A. and Gomez, A.A. (1984) *Statistical Procedures for Agricultural Research*. John Wiley & Sons, New York, NY, USA, pp. 8–20.
- Hammouda, I. A., Elbaalawy, A. M., El-Feishy, M. A. (2019) Effect of Compost Additives and Application Time of Phosphorus in Different Methods on Growth, Productivity and Quality of Peanut in Sandy Soils. *Egypt. J. Soil. Sci.* **59** (4), 339-352. DOI: 10.21608/EJSS.2019.15281.1291
- Hasanuzzaman M., MHMB Bhuyan, K Nahar, MS Hossain, J Al Mahmud, MS Hossen, AAC Masud, ID Moumita, M Fujita (2018) Potassium: A Vital Regulator of Plant Responses and Tolerance to Abiotic Stresses. *Agronomy*, **8**, 31; doi:10.3390/agronomy8030031.
- Hassan, N. M. K., N. M. Marzouk, Z. F. Fawzy, S. A. Saleh (2020) Effect of bio-stimulants foliar application on growth, yield and product quality of two Cassava cultivars. *Bulletin of the National Research Centre.* **44**, 59.2-9.
- Hawashi M, Altway A, Widjaja T, Gunawan S (2019) Optimization of process conditions for tannin content reduction in cassava leaves during solid state fermentation using *Saccharomyces cerevisiae*. *Heliyon.* **5** (8), e02298. doi: 10.1016/j.heliyon.2019.e02298.

- Helal NAS, Eisa, S.S., Attia, A. (2013) Morphological and Chemical Studies on Influence of Water Deficit on Cassava. *World Journal of Agricultural Sciences* **9** (5), 369-376. DOI: 10.5829/idosi.wjas.2013.9.5.1801
- Horneck, D.A., Miller, R.O. (1998) Determination of total nitrogen in plant tissue. In: Kalra, Y.P. (Ed.): *Handbook of Reference Methods for Plant Analysis*. CRC Press, Boca Raton, pp. 75-83.
- Hou W, Yan J, Jákli B, Lu J, Ren T, Cong R, Li X (2018) Synergistic Effects of Nitrogen and Potassium on Quantitative Limitations to Photosynthesis in Rice (*Oryza sativa* L.). *J. Agric Food Chem.* **66** (20), 5125-5132. doi: 10.1021/acs.jafc.8b01135.
- Imakumbili MLE, Semu E., Semoka JMR, Abass A., Mkamilo G. (2019) Soil nutrient adequacy for optimal cassava growth, implications on cyanogenic glucoside production: A case of konzo-affected Mtwaru region, *Tanzania. PLoS One.* **14** (5), e0216708. doi: 10.1371/journal.pone.0216708.
- James P.B., Kaikai A.I., Bah A.J., Steel A., Wardle J. (2019) Herbal medicine use during breastfeeding: a cross-sectional study among mothers visiting public health facilities in the Western area of Sierra Leone. *BMC Complementary and Alternative Medicine*, **19** (1).doi:10.1186/s12906-019-2479-7
- James, C.S. (1995) *Analytical Chemistry of Foods*. Blokie Academic & Professional. London.
- Jiang D., Hao M., Fu J., Tian G., Ding F. (2019) Estimating the potential of energy saving and carbon emission mitigation of cassava-based fuel ethanol using life cycle assessment coupled with a biogeochemical process model *Int. J. Biometeorol.* **63** (5), 701-710. doi: 10.1007/s00484-017-1437-7.
- Khalifa, R.M. (2020) Effect of different irrigation water levels and bio-minerals fertilization on fruit yield, quality and water productivity of watermelon grown on sandy soil, Egypt. *Egypt. J. Soil. Sci.* DOI: 10.21608/EJSS.2020.29343.1355
- Lanzerstorfer C. (2019) Potential of industrial dedusting residues as a source of potassium for fertilizer production – A mini review. *Resources, Conservation and Recycling*, **143**, 68–76. doi:10.1016/j.resconrec.2018.12.013
- Li S., Cui Y., Zhou Y., Luo Z., Liu J., Zhao M. (2017) The industrial applications of cassava: current status, opportunities and prospects. *J. Sci Food Agric.* **97** (8), 2282-2290. doi: 10.1002/jsfa.8287.
- Li W., Xu G., Alli A., Yu L. (2018) Plant HAK/KUP/KTK+ transporters: Function and regulation. *Semin Cell Dev Biol.* **74**, 133-141. doi: 10.1016/j.semdb.2017.07.009.
- Marzouk N.M., Hassan N.M., Salehand, S.A., Tantawy, A.S. (2016) Enhancement of Cassava productivity in Egyptian new reclaimed lands by using different foliar application treatments. *International Journal of PharmTech Research*, Vol. **9** (12), 204-214.
- Mohamed, M.S., Rashad, R T. (2020) Studying Some Characteristics of Sandy Soil Amended by Water Hyacinth, Bean Straw, and Compost. *Egypt. J. Soil. Sci.* **60** (1), 53 – 65. DOI: 10.21608/ejss.2019.18969.1322.
- Munyahali W, P Pypers, R Swennen, J Walangululu, R Merckx (2017) Responses of cassava growth and yield to leaf harvesting frequency and NPK fertilizer in South Kivu, Democratic Republic of Congo. *Field Crops Research*, **214**, 194-201. http://dx.doi.org/10.1016/j.fcr.2017.09.018
- Natarajan B., Kondhare K.R., Hannapel D.J., Banerjee A.K. (2019) Mobile RNAs and Proteins: Prospects in storage organ development of tuber and root crops. *Plant Science*. doi:10.1016/j.plantsci.2019.03.019
- Ndam Y.N., Mounjouenpou, P., Kansci, G., Kenfack, M.J., Meguia, MPF., Natach, N.S., Eyenga, N., Akhobakoh, M.M., Nyegue, A. (2019) Influence of cultivars and processing methods on the cyanide contents of cassava (*Manihot esculenta* Crantz) and its traditional food products. *Scientific African*, **5**, Article e00119, https://doi.org/10.1016/j.sciaf.2019.e00119
- Omondi J.O., Naftali L., Shimon R., Kukew T., Uri Y., Yasuor H. (2019) Potassium and storage root development: focusing on photosynthesis, metabolites and soluble carbohydrates in cassava. *Physiol Plant*. doi: 10.1111/ppl.13060.
- Page, A.L., Miller R.H. and Keeney D.R. (1982) *Methods of Soil Analysis*. ASA-SSSA. Agronomy, Madison, USA.
- Parma A B Sturm, Hensel, O. (2017) Crops that feed the world: Production and improvement of cassava for food, feed, and industrial uses. *Food Security*, **9** (5), 907–927. https://doi.org/10.1007/s12571-017-0717-8
- Prakash S., Verma JP (2016) Global perspective of potash for fertilizer production. In: Meena, V.S., Maurya, B.R., Verma, J.P., Meena, R.S. (Ed.), *Potassium Solubilizing Microorganisms for Sustainable Agriculture*. Springer, New Delhi, pp.

- 327-331. https://doi.org/10.1007/978-81-322-2776-2_23.
- Rashad, R. T. (2020) Effect of Soaking Seeds in Some Growth Regulators on Wheat Grown in Sandy Soil. *Egypt. J. Soil. Sci.* **60** (2), 99 – 108. DOI: 10.21608/ejss.2019.17506.1311
- Sattar, A., Naveed, M., Ali, M., Zahir, Z. A., Nadeem, S. M., Yaseen M, Meena V.S., Farooqd M., Singh R., Rahman M., Meena H.N. (2019) Perspectives of potassium solubilizing microbes in sustainable food production system: A review. *Applied Soil Ecology*. doi:10.1016/j.apsoil.2018.09.012
- Shafeek M.R., Omar N.M., Mahmud R.A., Abd El-Baky M.M.H. (2012) Effect of Bio- organic fertilization on growth and yield of cassava plants in newly cultivated land. *Middle East J. Agric. Res.*, **1** (1), 40-46.
- Smith, A. M., and Zeeman, S. C. (2006) Quantification of starch in plant tissues. *Nat. Protoc.* **1**, 1342-1345. Doi: 10.1038/nprot.2006.232
- Tappiban P., Smith D.R., Triwitayakorn K., Bao J. (2018) Recent understanding of starch biosynthesis in cassava for quality improvement: A review. *Trends in Food Science & Technology*, doi:10.1016/j.tifs.2018.11.019
- Tshala-Katumbay D.D., Ngombe N.N., Okitundu D., David L., Westaway S.K., Boivin M.J., Mumba N.D., Banea J-P (2016) Cyanide and the human brain: perspectives from a model of food (cassava) poisoning. *Annals of the New York Academy of Sciences*, **1378** (1), 50–57. doi:10.1111/nyas.13159
- Uarrota VG, Maraschin M (2015) Metabolomic, enzymatic, and histochemical analyzes of cassava roots during postharvest physiological deterioration. *BMC Res Notes*. **8**, 648. doi: 10.1186/s13104-015-1580-3.
- Uchechukwu-Agua AD, Caleb OJ, Opara UL (2015) Postharvest Handling and Storage of Fresh Cassava Root and Products: a Review. *Food and Bioprocess Technology*, **8** (4), 729–748. doi:10.1007/s11947-015-1478-z.
- Vanderschuren H., Nyaboga E., Poon J.S., Baerenfaller K, Grossmann J., Hirsch-Hoffmann M., Kirchgessner N., Nanni P., Gruissem W. (2014) Large-Scale Proteomics of the Cassava Storage Root and Identification of a Target Gene to Reduce Postharvest Deterioration. *The Plant Cell*. **26** (5),1913-24.
- Wang Y., Wu W.H. (2017) Regulation of potassium transport and signaling in plants. *Curr Opin Plant Biol*. **39**, 123-128. doi: 10.1016/j.pbi.2017.06.006.
- Zhang M., Xie L., Yin Z., Khanal S.K., Zhou Q. (2016) Biorefinery approach for cassava-based industrial wastes: Current status and opportunities. *Bioresour Technol*. **215**, 50-62. doi: 10.1016/j.biortech.2016.04.026.

استجابة بعض أصناف محصول الكسافا لمستويات مختلفة من التسميد البوتاسي تحت نظام الري بالتنقيط وظروف التربة الرملية

نعمة مرزوق^١، نجوى حسن^١، زكريا فؤاد فوزي^١ و حسن الرمادي^٢

^١قسم بحوث الخضر، شعبة البحوث الزراعية و البيولوجية، المركز القومي للبحوث، الدقي، القاهرة، قسم الأراضي و المياه، كلية الزراعة، جامعة كفر الشيخ، محافظة كفر الشيخ، مصر.

أجريت تجربتان حقليتان بمزرعة المركز القومي للبحوث في منطقة النوبارية (محافظة البحيرة)، مصر، خلال الموسمين المتتاليين ٢٠١٦/٢٠١٧ و ٢٠١٧/٢٠١٨ لدراسة إستجابة النمو الخضري والمحصول و جودة لنباتات الكسافا لبعض أصناف الكسافا مع بعض معدلات سمادية للتسميد البوتاسي. تم إستخدام ثلاثة أصناف من الكسافا (الصنف الأمريكي و الصنف البرازيلي و الصنف الإندونيسي) وثلاثة مستويات من السماد البوتاسي (٧٥ و ١٥٠ و ٢٥٠ كجم/فدان). أوضحت النتائج أن صنف الكسافا الأمريكي مع التسميد البوتاسي بمعدل ٢٥٠ كجم/فدان سجل أعلى معدلات للنمو الخضري والمحصول وجودة بالإضافة إلى المركبات الكيميائية باستثناء نسبة الألياف ومعدل النتروجين الذي كان أعلى معدل لهما عند إستخدام الصنف البرازيلي مع التسميد البوتاسي بمعدل ٧٥ كجم/فدان. كما أكدت هذه الدراسة أن التسميد البوتاسي للكسافا في التربة الرملية يدعم نباتات الكسافا المزروعة في نموها وإنتاجها وجودة المحصول الناتج. و في هذا البحث أيضاً مزيداً من التفاصيل حول مدى ملاءمة بعض أصناف الكسافا للزراعة تحت ظروف التربة الرملية والري بالتنقيط و جرعات التسميد البوتاسي التي يجب تطبيقها. هناك حاجة لمزيد من الأبحاث لإجراء برنامج كامل لتسميد وري أصناف الكسافا المختلفة في ظل ظروف الأراضي الرملية و القاحلة في مصر.